



# VOLTAGE REFERENCE SMD DIODES

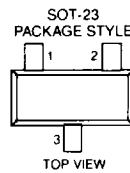
## ELECTRICAL SPECIFICATIONS

TYPE	PACKAGE	DESCRIPTION	REFERENCE VOLTAGE		TEMPERATURE COEFFICIENT	PINOUT
			V	@ mA		
BA314L	SOD-80	Stabistor	0.85-0.94	100	-1.8mV/°C	—
BAS17	SOT-23	Stabistor	0.87-0.96	100	-1.8mV/°C	H
BZV80	SOD-80	6.2V Reference	5.89-6.51	7.5	0.01%/°C	—
BZV81	SOD-80	6.2V Reference	5.89-6.51	7.5	0.005%/°C	—

## PINOUT DIAGRAMS

PINOUT H: SOT-23

PIN 1    PIN 2    PIN 3    PIN 4  
N.C.    A    K    —



## MARKING CODES

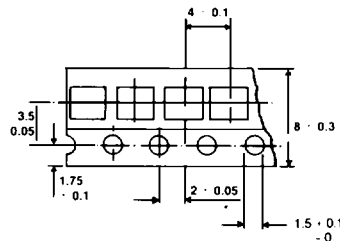
Type No.	Code or Stripe Color
BA314L	*
BAS17	A91
BZV80	Yellow and Black Stripes
BZV81	Yellow and Brown Stripes

\*See individual device data sheet.

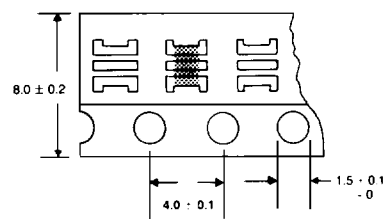
## TAPE AND REEL SPECIFICATIONS

(Dimensions in mm)

SM Package	Devices per reel	Reel Size (in)	Tape Width (mm)	Ordering Suffix
SOT-23	3K	7	8	TRL
	10K	13	8	TRL 13
SOD-80	2.5K	7	8	TRL
	10K	13	8	TRL 13



**SOT-23**  
TAPE DIMENSIONS



**SOD-80**  
TAPE DIMENSIONS  
AND ORIENTATION  
(STANDARD DIODE ORIENTATION IS  
CATHODE BAND AT SPROCKET HOLE SIDE)