


(5,00 mm) .197"

GRF1-C SERIES



GRF1-P-C-08-1000-C1-S-S

GRF1-P-C-04-0600-C1-S-S

50Ω GANGED MICRO-MINI RF CABLE

SPECIFICATIONS

For complete specifications see www.samtec.com?GRF1-C

Shell Material:

Brass

Insulator Material:

PTFE

Contact Material:

BeCu

Pin Material:

Brass

Plating:

30μ" (0,76 μm) Au over

50μ" (1,27 μm) Ni

Operating Temp Range:

-40°C to +90°C

Impedance:

50Ω

RoHS Compliant:

Yes

RG 316 Cable:

Impedance:

50Ω

Capacitance:

96.432 pF/meter

Propagation Delay:

4.83 nsec/meter

Max Attenuation

(cable only):

1.25dB @ 1GHz for 1 meter

Conductor Size:

26 AWG, (0,51 mm) .020" dia.

Conductor Material:

Silver Plated Copper

Insulator Diameter:

(1,52 mm) .060"

Insulator Material:

PTFE

Shield Material:

Silver Plated Copper Clad Steel

Jacket Material:

FEP

Jacket Diameter:

(2,54 mm) .100"

Jacket Color:

Amber

RoHS Compliant:

Yes

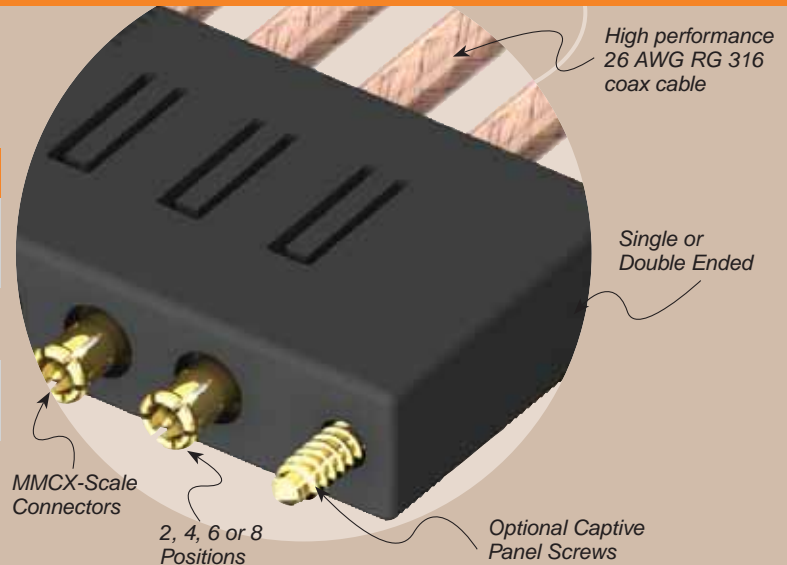
Mates with:
GRF1-J

TOOLING

Application Tooling.
Contact atg@samtec.com
for more information.

OTHER SOLUTIONS

- 50Ω Board-to-Board system (see GRF1-J & GRF1-P Series)



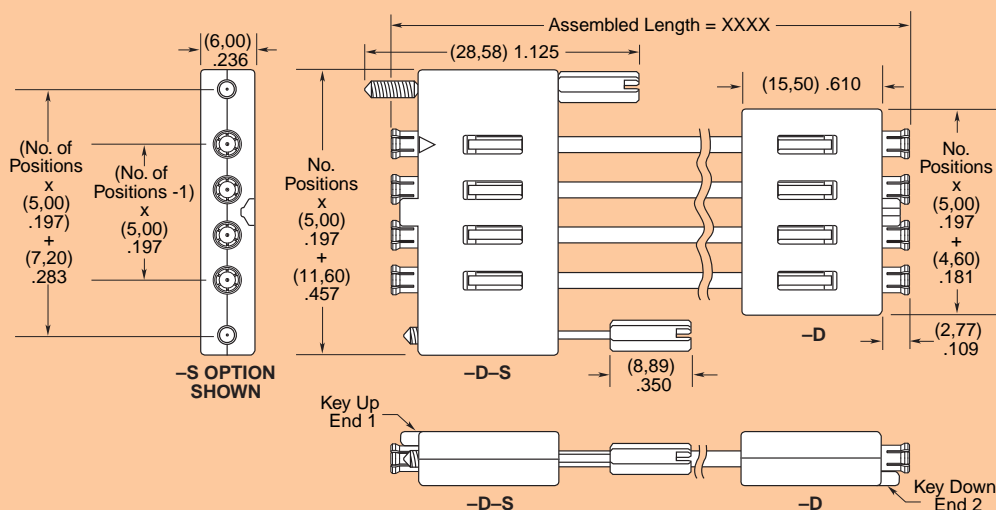
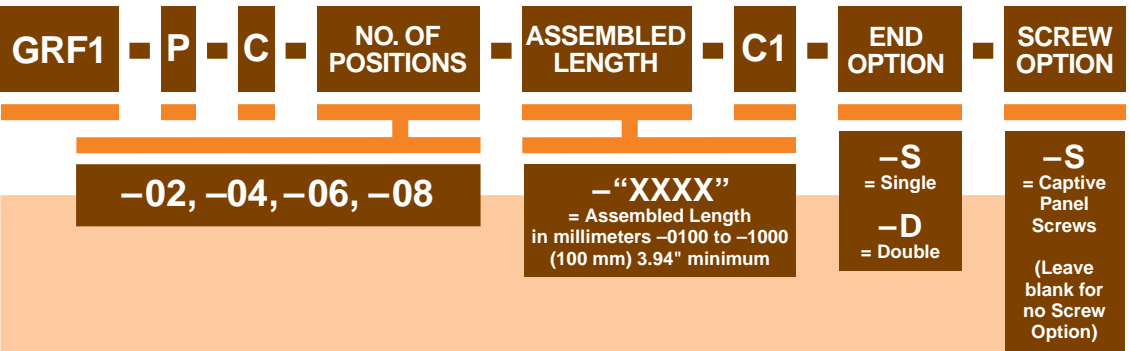
High performance
26 AWG RG 316
coax cable

Single or
Double Ended

MMCX-Scale
Connectors

2, 4, 6 or 8
Positions

Optional Captive
Panel Screws



Note:

Cable lengths longer than 40.00" (1 meter) are not supported with S.I. test data.

Note:

This Series is non-standard, non-returnable.

Due to technical progress, all designs, specifications and components are subject to change without notice.

WWW.SAMTEC.COM