



APPLICATIONS

- Instrument Panels
- Test Equipment
- Information Displays

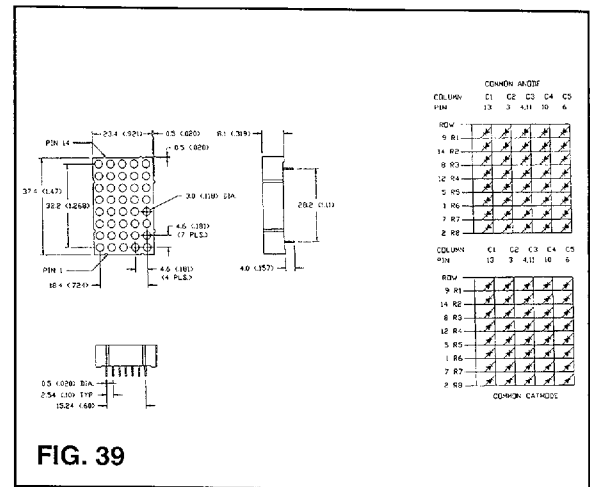
OPTIONS AVAILABLE

- Right Angle Pins (Tooling Applied)
- Bicolor Red/Green
- Face & Segment Colors
- Graded Groups for Color/Intensity (See Page 5)



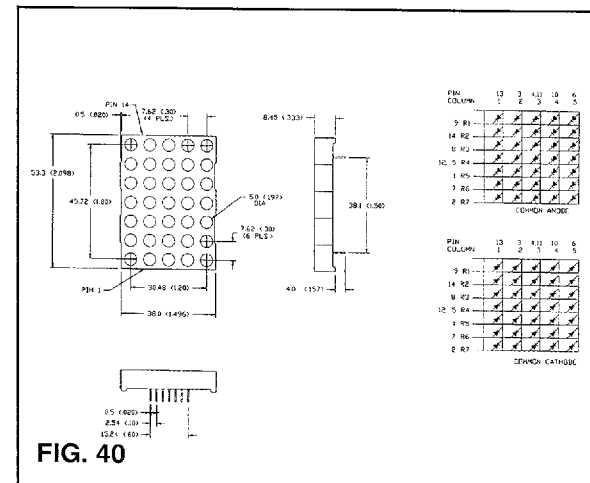
PRODUCT SELECTION

1.2" (5x8) Dot Matrix Displays						
Lumex Part Nbr	λ_p (nm)	IV, μCd @10mA(TYP)	Color	Comm Pin	Face Seg	Fig Nbr
LDM-16458MI	625	4000	RED	(+)	Grey White	39
LDM-16458NI	625	4000	RED	(-)	Grey White	39
LDM-16658MI	660	8000	SUP-RED	(+)	Grey White	39
LDM-16658NI	660	8000	SUP-RED	(-)	Grey White	39
LDM-16258MI	565	3000	GREEN	(+)	Grey White	39
LDM-16258NI	565	3000	GREEN	(-)	Grey White	39



PRODUCT SELECTION

1.3" (5x) Dot Matrix Displays						
Lumex Part Nbr	λ_p (nm)	IV, μCd @10mA(TYP)	Color	Comm Pin	Face Seg	Fig Nbr
LDM-20457MI	625	4000	RED	(+)	Grey White	40
LDM-20457NI	625	4000	RED	(-)	Grey White	40
LDM-20657MI	660	8000	SUP-RED	(+)	Grey White	40
LDM-20657NI	660	8000	SUP-RED	(-)	Grey White	40
LDM-20257MI	565	3000	GREEN	(+)	Grey White	40
LDM-20257NI	565	3000	GREEN	(-)	Grey White	40



For Design Assistance Fax

1-800-944-2790