


# TNC SERIES RF CO-AXIAL CONNECTORS

## TNC series RF co-axial connectors

### Outline

TNC Series Connectors are high frequency coaxial connectors which offer their small size as the best method of making mobile telephone sets compact.



### Characteristic features

- (1) Offer excellent high frequency performance; up to 1 GHz DC and V.S.W.R. of 1.2 and under.
- (2) Mechanically rigid fixed center contact.
- (3) Two kinds of applicable cables are available; 1.5D- W (double shield) and 1.5D- V (single shield).
- (4) Jack and panel jack types are available.
- (5) Cable connection method uses soldering for center conductor and crimping for external conductor.

### Applications

Mobile telecommunication sets.

# TNC SERIES RF CO-AXIAL CONNECTORS

## Materials and finish

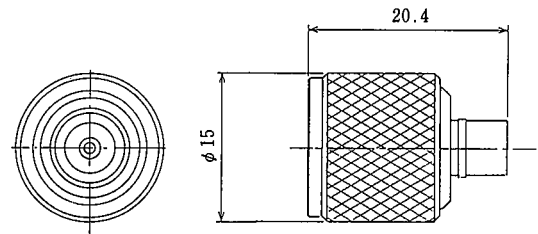

Part Name	Material	Finish
Shell	Brass	Nickel plating
Female contact	Beryllium copper	Silver plating or gold plating
Insulator	Tetrafluoride resin	

## Performance

Items	Standard value
Contact resistance	3mΩ or less at 1A DC
Insulation resistance	1000MΩ or more at 500 V DC
Withstand voltage	1000V AC(rms)for 1 minute
Characteristic impedance	50Ω

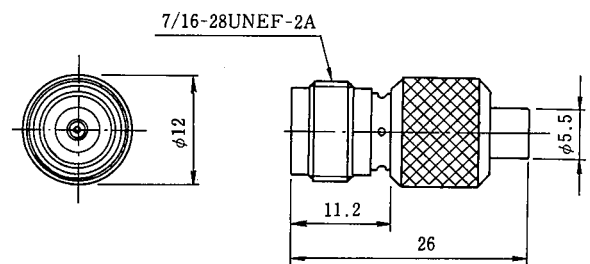

## Plug

HRS No.	Part No.	Applicable cable
CL313-0400-0	TNC-P-1.5CR-1	1.5D-QEV, 1.5D-XVS
CL313-0401-2	TNC-P-1.5WCR-1	1.5D-QEW, 1.5D-XW



## Jack

HRS No.	Part No.	Applicable cable
CL313-0308-7	TNC-J-1.5DW-2	1.5D-QEW
CL313-0322-8	TNC-J-1.5DV-2	1.5D-QEV



# TNC SERIES RF CO-AXIAL CONNECTORS

## Panel Jack

HRS No.	Part No.	Applicable cable	$\phi A$	B
CL313-0291-6	TNC-BPJ-1.5WCR(A)	1.5D-XW	4.1	16.8
CL313-0304-6	TNC-BPJ-1.5CR(A)	1.5D-XVS	3.8	16.8

