


# Wide Band RF Transformers - WRFT Series



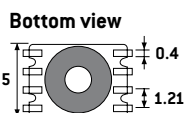
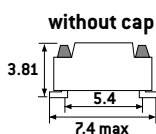
- Frequency bandpass 100 kHz to 500 MHz
- Power input max. 250 mW
- Isolation prim. to sec. 500 Vrms minimum
- Suited for IR and vapor reflow soldering
- Materials meet UL94-V0 rating
- Operating temperature range: -40 °C to +125 °C
- Weight: 0.5 gram

## Electrical Data

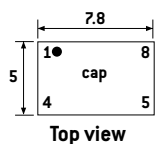
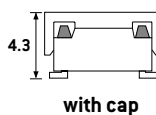
ID Code	Impedance ratio ( $\Omega$ )	Bandwidth (MHz)		
		3 dB	2 dB	1 dB
WRFTX1 1R0 1X	50:50	0.15-400	0.35-200	2-50
WRFTX1 2R0 1X	50:100	0.30-300	0.5-250	2-230
WRFTX2 2R0 1X	50:100 center tap	0.10-200	0.5-100	2-50
WRFTX1 2R5 1X	50:125	0.10-100	0.1-50	0.1-20
WRFTX1 4R0 1X	50:200	0.20-350	0.35-300	2-100
WRFTX2 5R0 1X	50:250 center tap	0.30-300	0.6-200	0.5-100
WRFTX2 8R0 1X	50:400 center tap	0.10-140	0.1-90	1-60
WRFTX1 12R 1X	50:600	0.20-110	0.5-80	1-50
WRFTX1 13R 1X	50:650	0.30-130	0.4-85	1-65
WRFTX2 13R 1X	5:650 center tap	0.30-120	0.7-80	5-20
WRFTX1 16R 1X	50:800	0.30-120	0.7-80	5-20
WRFTX2 16R 1X	50:800 center tap	0.10-75	0.2-30	0.3-20

## Typical Dimensions (mm)

WRFT0x xxx xS Surface-mount case

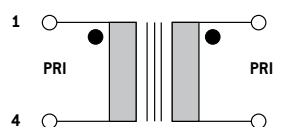


WRFT1x xxx xS

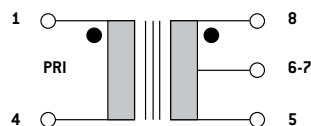


## Connections

Standard



Center tap



## Packaging

Tape and Reel: 400 pieces

## PCB Layout (suggested)

