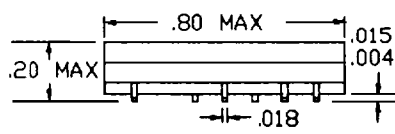
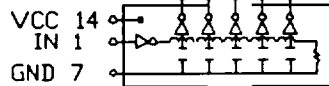
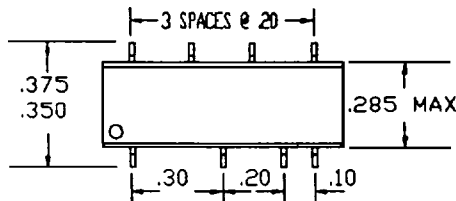


# bel / defining a degree of excellence

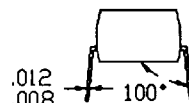
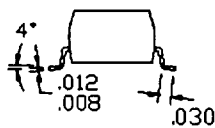
## LOW VOLTAGE

## LOGIC DELAY MODULES 5 TAP LEADING EDGE CONTROL

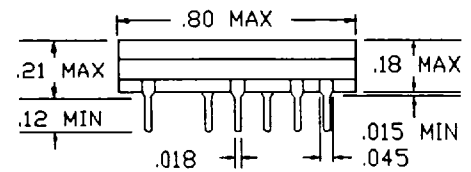
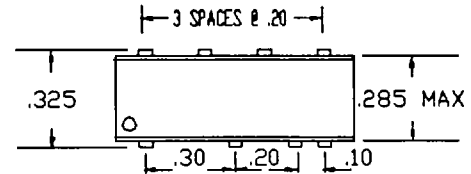
### S477 SERIES



COPLANARITY ± .002



### A477 SERIES



SMD PART NUMBER	THRU-HOLE PART NUMBER	TOTAL DELAY	DELAY PER TAP	RISE TIME
S477-0025-02	A477-0025-02	25 NS	5 NS	3 NS
S477-0030-02	A477-0030-02	30 NS	6 NS	3 NS
S477-0035-02	A477-0035-02	35 NS	7 NS	3 NS
S477-0040-02	A477-0040-02	40 NS	8 NS	3 NS
S477-0045-02	A477-0045-02	45 NS	9 NS	3 NS
S477-0050-02	A477-0050-02	50 NS	10 NS	3 NS
S477-0060-02	A477-0060-02	60 NS	12 NS	3 NS
S477-0070-02	A477-0070-02	70 NS	14 NS	3 NS
S477-0075-02	A477-0075-02	75 NS	15 NS	3 NS
S477-0080-02	A477-0080-02	80 NS	16 NS	3 NS
S477-0090-02	A477-0090-02	90 NS	18 NS	3 NS
S477-0100-02	A477-0100-02	100 NS	20 NS	3 NS
S477-0125-02	A477-0125-02	125 NS	25 NS	3 NS
S477-0150-02	A477-0150-02	150 NS	30 NS	3 NS
S477-0175-02	A477-0175-02	175 NS	35 NS	3 NS
S477-0200-02	A477-0200-02	200 NS	40 NS	3 NS

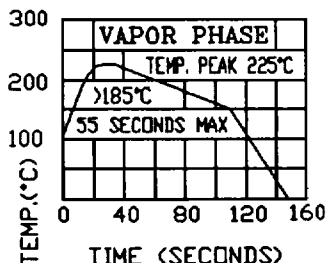
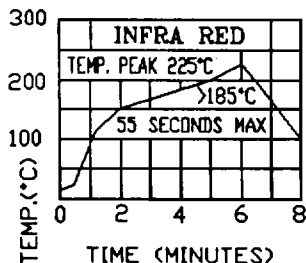
DELAYS MEASURED AT 50% LEVELS ON LEADING EDGE  
NO LOADS ON TAPS  
RISE TIME MEASURED FROM 10% TO 90% LEVELS

OTHER DELAYS AND TOLERANCES UPON REQUEST

#### TOLERANCES

INPUT TO TAPS ± 2 NS OR 5% WHICHEVER IS GREATER  
TAP TO TAP ± 2 NS OR 7% WHICHEVER IS GREATER  
RISE/FALL TIMES - MAXIMUM

#### SMD SOLDERING TEMPERATURE PROFILES



CAT 30

#### TEST CONDITIONS

$E_{in}$	PULSE VOLTAGE	3.0 VOLTS
$T_{rin}$	RISE TIME	3.0 NS (10%-90%)
PW	PULSE WIDTH	1.2 x TOTAL DELAY
PP	PULSE PERIOD	4 x PULSE WIDTH
$I_{ccl}$	SUPPLY CURRENT	25 ma TYPICAL
$V_{cc}$	SUPPLY VOLTAGE	3.3 VOLTS
$T_a$	AMBIENT TEMPERATURE	25°C

#### ELECTRICAL CHARACTERISTICS

	MIN	MAX	UNIT
$V_{cc}$	3.0	3.6	V
$V_{ih}$	2.4		V
$V_{il}$		0.5	V
$I_{ik}$		-20	mA
$I_{ok}$		20	mA
$I_{ok}$		-20	mA
$V_{oh}$	2.9		V
$V_{ol}$		0.1	V
$V_{ik}$		-0.5	V
$I_{in}$		1	uA
$I_{in}$		-1	mA
$I_{cch}$		10	mA
$I_{ccl}$		30	mA
$T_a$	0°	+70°	C
PW	MINIMUM INPUT PULSE WIDTH 40% OF TOTAL DELAY		
d	MAXIMUM DUTY CYCLE 50%		
$T_c$	TEMP. COEFF. OF TOTAL DELAY 500 PPM/°C TYPICAL		

#### DRIVE CAPABILITIES

$N_h$	LOGIC 1 FANOUT	10 LSTTL LOADS MAX
$N_l$	LOGIC 0 FANOUT	10 LSTTL LOADS MAX

#### NOTES:

- \* TRANSFER MOLDED FOR BETTER RELIABILITY
- \* COMPATIBLE WITH TTL AND DTL CIRCUITS
- \* TERMINALS: ELECTRO-TIN PLATE PHOSPHOR BRONZE
- \* PERFORMANCE WARRANTY IS LIMITED TO SPECIFIED PARAMETERS LISTED

|| SMD ONLY ||

- \* TAPE & REEL AVAILABLE - 32mm WIDE x 16mm PITCH 500 PIECES/13' REEL
- \* DESIGNED FOR VAPOR PHASE OR IR SOLDERING WITH TEMPERATURES BELOW 230°C FOR UP TO 90 SECONDS
- \* SPECIFICATIONS SUBJECT TO CHANGE WITHOUT NOTICE

RI-7/24/95

\*BELFS024\*