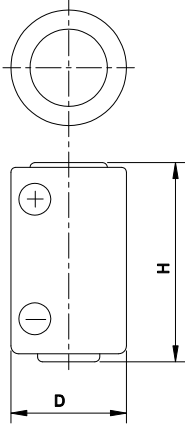


Cell Type CR1/2 6-L Specifications



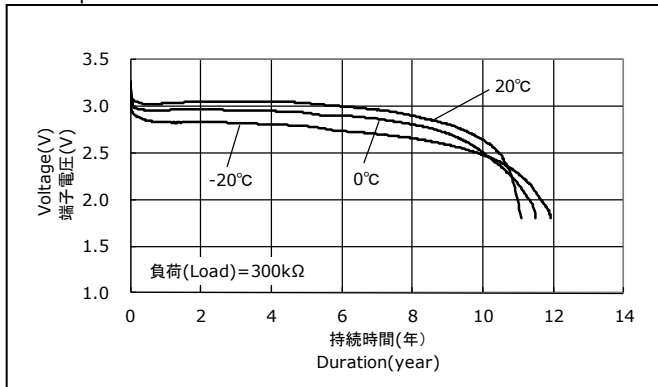
Nominal Voltage (V)		3
Nominal Capacity (mAh) *1		1000
Standard Discharge Current (mA)		0.1
Operating Temperature Range (°C) *2		-40 ~ +85
Max. Dimensions (mm)	Diameter (D)	14.5
	Height (H)	25.0
Weight (g)		8

*1 Nominal capacity is determined at an end voltage of 2.0V when the battery is allowed to discharge at a standard current level at +23°C.

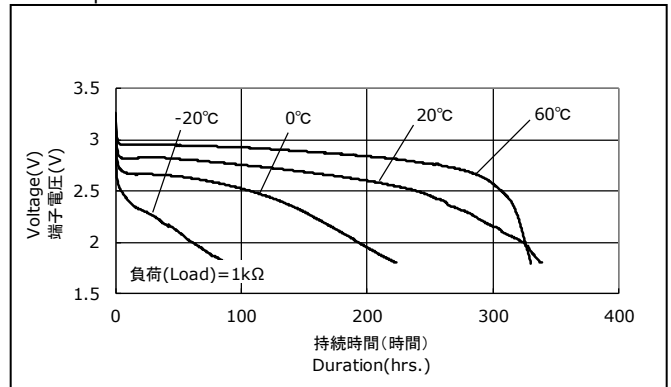
*2 Consult FDK when using batteries at temperatures exceeding the -20°C to +60°C range.

Typical Characteristics (Estimated Curve)

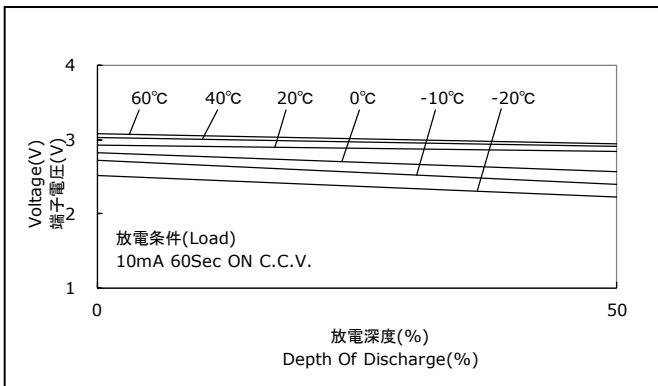
Temperature Characteristics of CR1/2 6-L



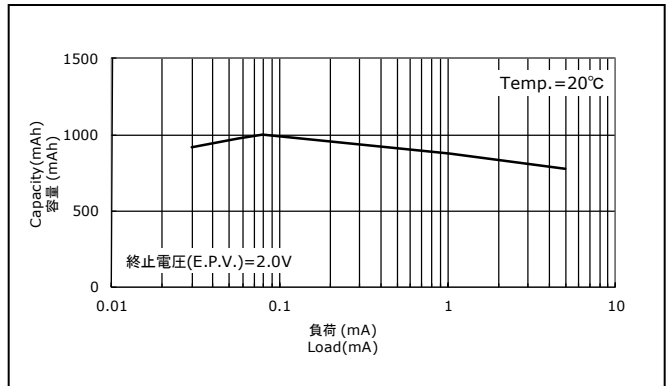
Temperature Characteristics of CR1/2 6-L



Pulse discharge Characteristics of CR1/2 6-L



Discharge Load vs. Cell Capacity of CR1/2 6-L



The data in this document are for descriptive purposes only and are not intended to make or imply any guarantee or warranty.