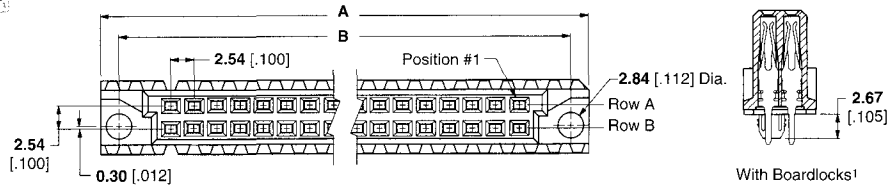
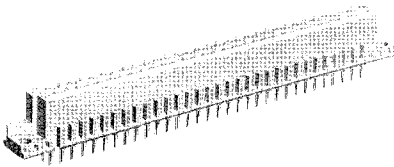
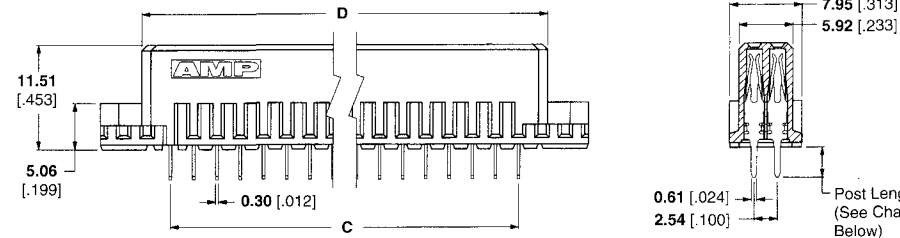


**Type B Vertical Receptacle Assemblies With Solder Posts for PC Board Mount**



With Boardlocks<sup>1</sup>



**Material**

**Housing** — Glass filled polymer

**Contacts** — Copper alloy

**Related Product Data**

**Common Bus Systems**

**Application** — Page 4

**DIN Performance Levels** — Page 6

**Performance Specifications** —  
Page 7

**Mateable Connectors** — Pages 14,  
50

**PC Board Hole Layout** — Page 58

**Accessories** — Pages 68, 69

**Technical Documents** — Page 74:

DIN Specification 41612

IEC Specification 60603-2

Application Specification 114-9014

Instruction Sheet 408-6784

**Standard Size**

Number of Positions	Rows Loaded	Dimensions				Post Length	DIN Level	Part Number
		A	B	C	D			
32	A	93.96	90.00	78.74	85.00	4.50	II	1-1393641-6
		3.700	3.543	3.100	3.346	.177		
						2.49	II	650859-5
						.098		
						2.90	II	7-1393640-8
						.114		
				3.30	II	650860-5		
				.130				
64	A,B	93.96	90.00	78.74	85.00	4.50	I	1-1393640-7
		3.700	3.543	3.100	3.346	.177		
						4.50	III	6-1393642-6
						.180		
						4.57	II	650861-5
						.180		
				13.00	II	1393642-3		
				.512				
				20.00	II	3-1393642-2		
				.787				

<sup>1</sup> With Boardlocks

**Half Size**

Number of Positions	Rows Loaded	Dimensions				Post Length	DIN Level	Part Number
		A	B	C	D			
32	A,B	54.34	49.35	38.10	44.35	2.90	II	7-1393640-4
		2.100	1.943	1.500	1.746	.114		
						3.30	II	536446-5
						.130		
						4.50	I	1-1393640-6
						.177		
				4.57	II	650858-5		
				.180				
				4.50	II	536461-5 <sup>1</sup>		
				.177				

<sup>1</sup> With Boardlocks

**Third Size**

Number of Positions	Rows Loaded	Dimensions				Post Length	DIN Level	Part Number
		A	B	C	D			
20	A,B	39.76	34.76	22.86	29.12	2.90	II	7-1393640-2
		1.565	1.368	.900	1.146	.114		
						4.50	II	1-1393641-0
						.177		