

All dimensions are in mm; tolerances according to ISO 2768 m-H

Interface

According to RN 059-01

Documents

Assembly instruction D4V009
Pinning instruction RN 053-01
Test Specification RN 061-01

Material and plating

Connector parts

Center contact
Outer contact
Contact sleeve
Dielectric
Crimping ferrule
Crimp cover
Housing

Material

Spring bronze
Brass
Spring bronze
PA 12
Spring bronze
Spring bronze
PBT

Plating

Gold, min. 0.15 µm, over chemical nickel
Nickel 2.5-5 µm
Nickel 2.5-5 µm
Tin, 1.5-3 µm
Tin, 1.5-3 µm

Dieses Dokument ist urheberrechtlich geschützt • This document is protected by copyright • Rosenberger Hochfrequenztechnik GmbH & Co. KG

RF_35/05:10/6.0

Electrical data

Impedance, differential mode	100 Ω differential signalling, for one pair or quad cable shielded
Frequency	DC to 2.0 GHz
Return loss	≥ 20 dB to 1.0 GHz ≥ 17 dB to 2.0 GHz
Insertion loss	≤ 0.1 dB @ 1.0 GHz
Skew (between signal contacts)	≤ 5 psec.
Nearend-Crosstalk	≤ 30 dB
Farend-Crosstalk	≤ 35 dB
Insulation resistance	≥ 1x10 ³ MΩ
Signal contact resistance	≤ 10 mΩ
Outer contact resistance	≤ 7.5 mΩ
Test voltage	250 V rms
Working voltage	100 V rms
Power current	≤ 1.5 A DC
RF-leakage (shielding effectiveness)	≥ 75 dB up to 1 GHz (IEC 62153-4-7) ≥ 65 dB up to 2 GHz (IEC 62153-4-7)

Mechanical data

Mating cycles	≥ 25
Engagement force	≤ 30 N
Disengagement force	≥ 5 N
Retention force latch	≥ 110 N
Retention force primary lock	≥ 80 N
Coding efficiency	≥ 80 N

Environmental data

Temperature range	-40°C to +105°C
Thermal shock	DIN IEC 60068-2-14 Test NA
Temperature and humidity	USCar 2 – 4 5.6.2
Vibration (Random)	DIN IEC 60068-2-64
Mechanical Shock	DIN IEC 60068-2-27
High-Temp. Exposure	DIN IEC 60068-2-2
Soldering profile	acc. to IEC 60068-2-58; Group 3&4
2002/95/EC (RoHS)	compliant

Tooling

Crimping tool	on request
Crimp insert	on request

Suitable cables

Cable type	Dacar 535
------------	-----------

Packing

Standard	25 pcs in box (samples)
Weight	6.55 g/pce

Dieses Dokument ist urheberrechtlich geschützt • This document is protected by copyright • Rosenberger Hochfrequenztechnik GmbH & Co. KG
RF_35/05:10/6.0

TECHNICAL DATA SHEET

Rosenberger








HSD

RIGHT ANGLE JACK

D4K20A-1D5A5-Y

Coding

Part Number has to be accomplished by codification

Coding	Jack	Colour	RAL	Part-Number
A		black	sim. 9005	D4K20A-1D5A5-A
B		white	sim. 9001	D4K20A-1D5A5-B
C		blue	sim. 5005	D4K20A-1D5A5-C
D		bordeaux	sim. 4004	D4K20A-1D5A5-D
E		green	sim. 6002	D4K20A-1D5A5-E
F		brown	sim. 8011	D4K20A-1D5A5-F
Z		waterblue	sim. 5021	D4K20A-1D5A5-Z

While the information has been carefully compiled to the best of our knowledge, nothing is intended as representation or warranty on our part and no statement herein shall be construed as recommendation to infringe existing patents. In the effort to improve our products, we reserve the right to make changes judged to be necessary.

Draft	Date	Approved	Date	Rev.	Engineering change number	Name	Date
F. Neureiter	28/02/06	W. Lankes	22/12/10	c00	12-0605	R. Hochheim	22/10/12

Rosenberger Hochfrequenztechnik GmbH & Co. KG
 P.O.Box 1260 D-84526 Tittmoning Germany
www.rosenberger.de

Tel. : +49 8684 18-0
 Fax : +49 8684 18-499
 Email : info@rosenberger.de

Page
 3 / 3