



PZ1AL2V5B~PZ1AL75B

SILICON ZENER DIODE

Voltage

2.5~75 V

Power

1 W

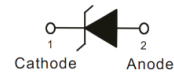
Features

- Silicon planar Zener diode
- Low profile surface-mount package
- Low leakage current
- Excellent stability
- High temperature soldering: 260 °C/10 seconds at terminals
- Lead free in compliance with EU RoHS 2.0
- Green molding compound as per IEC 61249 standard

Mechanical Data

- Case: SOD-123FL, plastic
- Terminals: Solderable per MIL-STD-750, Method 2026
- Polarity: Color band denotes cathode end
- Approx. Weight: 0.0006 ounces, 0.0173 grams

SOD-123FL



Maximum Ratings and Thermal Characteristics (T_A = 25 °C unless otherwise noted)

PARAMETER	SYMBOL	LIMIT	UNITS
Peak Pulse Power Dissipation at T _A = 25 °C	P _D ⁽¹⁾	1	W
ESD Voltage per IEC61000-4-2 (Air)	V _{ESD}	±30	kV
ESD Voltage per IEC61000-4-2 (Contact)		±30	
Typical Thermal Resistance	R _{θJA} ⁽²⁾	150	°C /W
Operating Junction Temperature Range	T _J	-55 to +150	°C
Storage Temperature Range	T _{STG}	-55 to +150	°C



PZ1AL2V5B~PZ1AL75B

Electrical Characteristics ($T_A = 25^\circ\text{C}$ unless otherwise noted)

Part Number	Nominal Zener Voltage				Nominal Zener Impedance				Max. Reverse Leakage Current		Marking Code
	$V_Z@I_{ZT}$				$Z_{ZT}@I_{ZT}$		$Z_{ZK}@I_{ZK}$		$I_R@V_R$		
	Nom. V	Min. V	Max. V	mA	Ω	mA	Ω	mA	μA	V	
PZ1AL2V5B	2.5	2.37	2.63	40	15	40	1500	1	200	0.7	2V5
PZ1AL3V6B	3.6	3.42	3.78	100	8	100	400	1	100	1	ACH
PZ1AL3V9B	3.9	3.71	4.10	100	8	100	400	1	50	1	BCH
PZ1AL4V3B	4.3	4.09	4.52	100	7	100	400	1	25	1	CCH
PZ1AL4V7B	4.7	4.47	4.94	100	7	100	500	1	10	1	DCH
PZ1AL5V1B	5.1	4.85	5.36	100	6	100	550	1	5	1	ECH
PZ1AL5V6B	5.6	5.32	5.88	100	4	100	600	1	10	2	FCH
PZ1AL6V0B	6	5.7	6.3	100	3	100	650	1	8	2	HCH
PZ1AL6V2B	6.2	5.89	6.51	100	3	100	700	1	5	2	ICH
PZ1AL6V8B	6.8	6.46	7.14	100	3	100	700	1	10	3	JCH
PZ1AL7V5B	7.5	7.13	7.88	100	2	100	700	0.5	10	3	KCH
PZ1AL8V2B	8.2	7.79	8.61	100	2	100	700	0.5	10	3	LCH
PZ1AL8V7B	8.7	8.27	9.14	50	3	50	700	0.5	10	4	MCH
PZ1AL9V1B	9.1	8.65	9.56	50	4	50	700	0.5	10	5	NCH
PZ1AL10B	10	9.50	10.50	50	4	50	700	0.25	7	7.5	PCH
PZ1AL11B	11	10.45	11.55	50	7	50	700	0.25	4	8.2	RCH
PZ1AL12B	12	11.40	12.60	50	7	50	700	0.25	3	9.1	SCH
PZ1AL13B	13	12.35	13.65	50	10	50	700	0.25	2	10	TCH
PZ1AL14B	14	13.30	14.70	50	10	50	700	0.25	2	11	UCH
PZ1AL15B	15	14.25	15.75	50	12	50	700	0.25	1	11	VCH
PZ1AL16B	16	15.20	16.80	25	15	25	700	0.25	1	12	WCH
PZ1AL17B	17	16.15	17.85	25	15	25	750	0.25	1	13	XCH
PZ1AL18B	18	17.10	18.90	25	15	25	750	0.25	1	13	YCH
PZ1AL19B	19	18.05	19.95	25	15	25	750	0.25	1	14	ZCH
PZ1AL20B	20	19.00	21.00	25	15	25	750	0.25	1	15	2CH
PZ1AL22B	22	20.90	23.10	25	15	25	750	0.25	1	16	3CH
PZ1AL24B	24	22.80	25.20	25	15	25	750	0.25	1	18	4CH
PZ1AL25B	25	23.75	26.25	25	15	25	750	0.25	1	19	6CH
PZ1AL27B	27	25.65	28.35	25	15	25	750	0.25	1	20	7CH



PZ1AL2V5B~PZ1AL75B

Electrical Characteristics ($T_A = 25^\circ\text{C}$ unless otherwise noted)

Part Number	Nominal Zener Voltage				Nominal Zener Impedance				Max. Reverse Leakage Current		Marking Code
	$V_Z@I_{ZT}$				$Z_{ZT}@I_{ZT}$		$Z_{ZK}@I_{ZK}$		$I_R@V_R$		
	Nom. V	Min. V	Max. V	mA	Ω	mA	Ω	mA	uA	V	
PZ1AL28B	28	26.60	29.40	25	15	25	850	0.25	1	21	9CH
PZ1AL30B	30	28.50	31.50	25	15	25	1000	0.25	1	22	AEH
PZ1AL33B	33	31.35	34.65	25	15	25	1000	0.25	1	24	BEH
PZ1AL36B	36	34.20	37.80	10	40	10	1000	0.25	1	27	CEH
PZ1AL39B	39	37.05	40.95	10	40	10	1000	0.25	1	30	DEH
PZ1AL43B	43	40.85	45.15	10	45	10	1500	0.25	1	33	EEH
PZ1AL47B	47	44.65	49.35	10	45	10	1500	0.25	1	36	FEH
PZ1AL51B	51	48.45	53.55	10	60	10	1500	0.25	1	39	HEH
PZ1AL56B	56	53.20	58.80	10	60	10	2000	0.25	1	43	IEH
PZ1AL62B	62	58.90	65.10	10	80	10	2000	0.25	1	47	JEH
PZ1AL68B	68	64.60	71.40	10	80	10	2000	0.25	1	51	KEH
PZ1AL75B	75	71.25	78.75	10	100	10	2000	0.25	1	56	LEH

NOTES:

1. Mounted on a 5mm^2 copper pads to each terminal.
2. Mounted on a FR-4 PCB, single-sided copper, mini pad .



PZ1AL2V5B~PZ1AL75B

TYPICAL CHARACTERISTIC CURVES

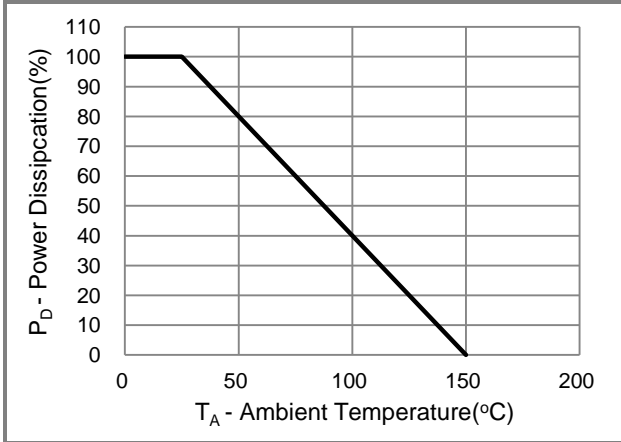


Fig.1 Power Derating Curve

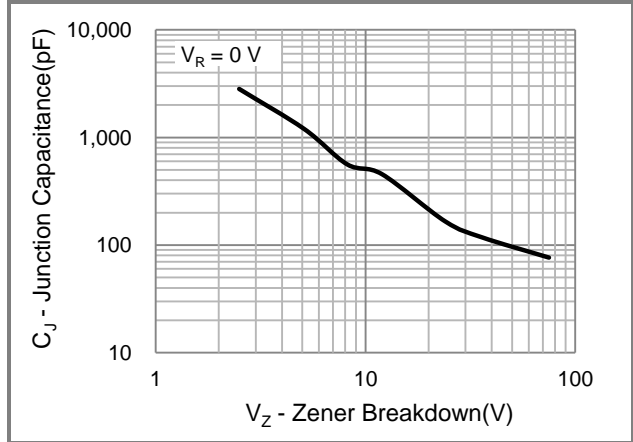


Fig.2 Typical Junction Capacitance

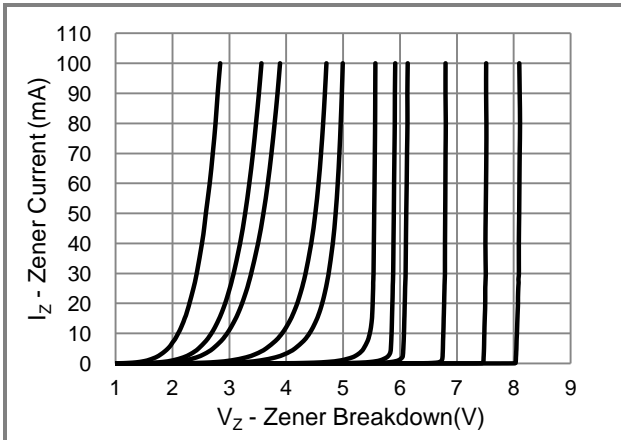


Fig.3 Typical Zener Breakdown

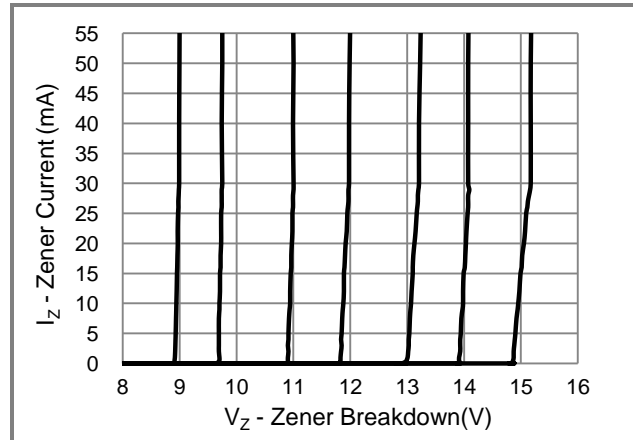


Fig.4 Typical Zener Breakdown

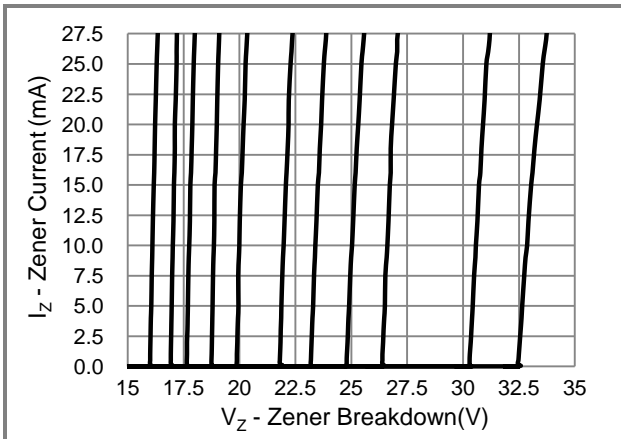


Fig.5 Typical Zener Breakdown

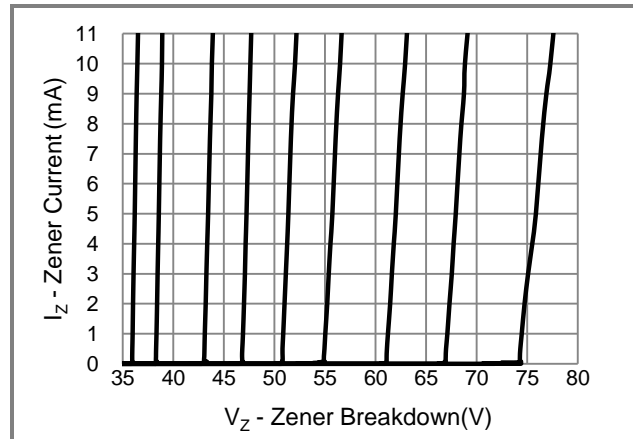


Fig.6 Typical Zener Breakdown

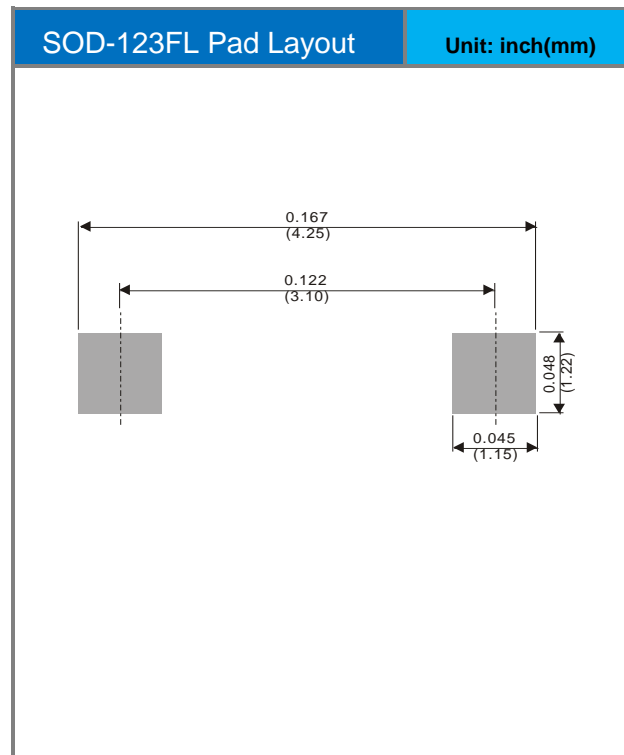
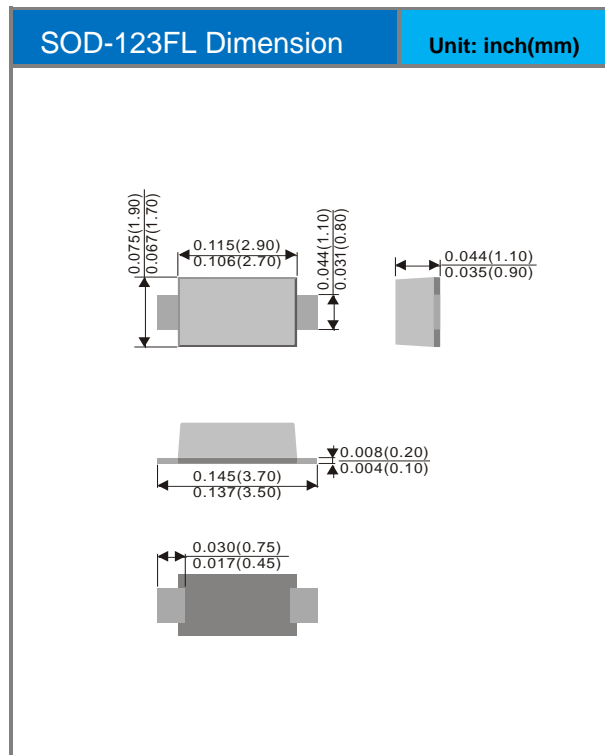


PZ1AL2V5B~PZ1AL75B

Part No Packing Code Version

Part No Packing Code	Package Type	Packing Type	Marking	Version
PZ1AL2V5B_R1_00001	SOD-123FL	3K pcs / 7" reel	2V5	Halogen free

Packaging Information & Mounting Pad Layout





PZ1AL2V5B~PZ1AL75B

Disclaimer

- Reproducing and modifying information of the document is prohibited without permission from Panjit International Inc..
- Panjit International Inc. reserves the rights to make changes of the content herein the document anytime without notification. Please refer to our website for the latest document.
- Panjit International Inc. disclaims any and all liability arising out of the application or use of any product including damages incidentally and consequentially occurred.
- Panjit International Inc. does not assume any and all implied warranties, including warranties of fitness for particular purpose, non-infringement and merchantability.
- Applications shown on the herein document are examples of standard use and operation. Customers are responsible in comprehending the suitable use in particular applications. Panjit International Inc. makes no representation or warranty that such applications will be suitable for the specified use without further testing or modification.
- The products shown herein are not designed and authorized for equipments requiring high level of reliability or relating to human life and for any applications concerning life-saving or life-sustaining, such as medical instruments, transportation equipment, aerospace machinery et cetera. Customers using or selling these products for use in such applications do so at their own risk and agree to fully indemnify Panjit International Inc. for any damages resulting from such improper use or sale.
- Since Panjit uses lot number as the tracking base, please provide the lot number for tracking when complaining.

Mouser Electronics

Authorized Distributor

Click to View Pricing, Inventory, Delivery & Lifecycle Information:

[Panjit:](#)

[PZ1AL8V2B_R1_00001](#) [PZ1AL8V2B_R2_00001](#)