

**2SC4867**

## VHF to UHF Wide-Band Low-Noise Amplifier Applications

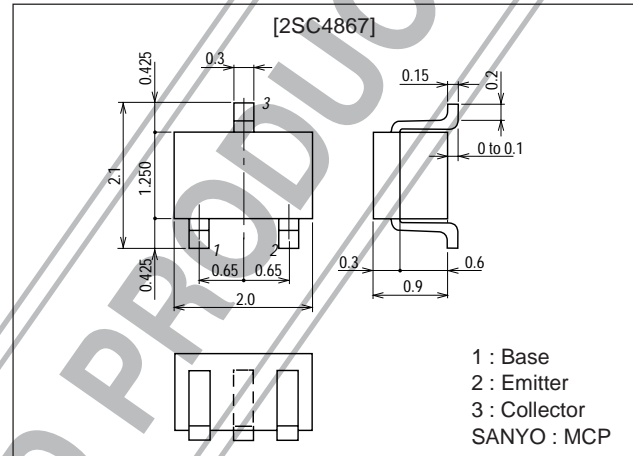
### Features

- Low noise :  $NF=1.2\text{dB typ (}f=1\text{GHz)}$ .
- High gain :  $|S_{21e}|^2=13\text{dB typ (}f=1\text{GHz)}$ .
- High cutoff frequency :  $f_T=9.0\text{GHz typ}$ .

### Package Dimensions

unit:mm

2059B



### Specifications

#### Absolute Maximum Ratings at $T_a = 25^\circ\text{C}$

Parameter	Symbol	Conditions	Ratings	Unit
Collector-to-Base Voltage	$V_{CB0}$		16	V
Collector-to-Emitter Voltage	$V_{CEO}$		8	V
Emitter-to-Base Voltage	$V_{EBO}$		1.5	V
Collector Current	$I_C$		50	mA
Collector Dissipation	$P_C$		150	mW
Junction Temperature	$T_J$		150	$^\circ\text{C}$
Storage Temperature	$T_{stg}$		-55 to +150	$^\circ\text{C}$

#### Electrical Characteristics at $T_a = 25^\circ\text{C}$

Parameter	Symbol	Conditions	Ratings			Unit
			min	typ	max	
Collector Cutoff Current	$I_{CBO}$	$V_{CB}=10\text{V}, I_E=0$			1.0	A
Emitter Cutoff Current	$I_{EBO}$	$V_{EB}=1\text{V}, I_C=0$			10	A
DC Current Gain	$h_{FE}$	$V_{CE}=5\text{V}, I_C=15\text{mA}$	60*		270*	
Gain-Bandwidth Product	$f_T$	$V_{CE}=5\text{V}, I_C=15\text{mA}$		9.0		GHz
Output Capacitance	$C_{ob}$	$V_{CB}=10\text{V}, f=1\text{MHz}$		0.6	1.1	pF
Forward Transfer Gain	$ S_{21e} ^2$	$V_{CE}=5\text{V}, I_C=15\text{mA}, f=1\text{GHz}$	10	13		dB
Noise Figure	NF	$V_{CE}=5\text{V}, I_C=5\text{mA}, f=1\text{GHz}$		1.2	2.5	dB

\* : The 2SC4867 is classified by 15mA  $h_{FE}$  as follows :

Marking : GN

 $h_{FE}$  rank : 3, 4, 5

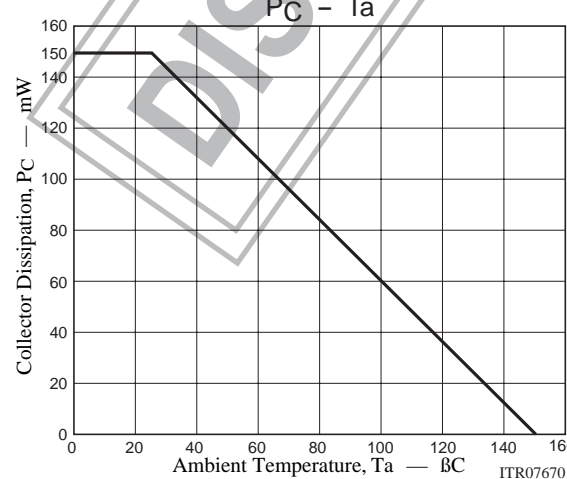
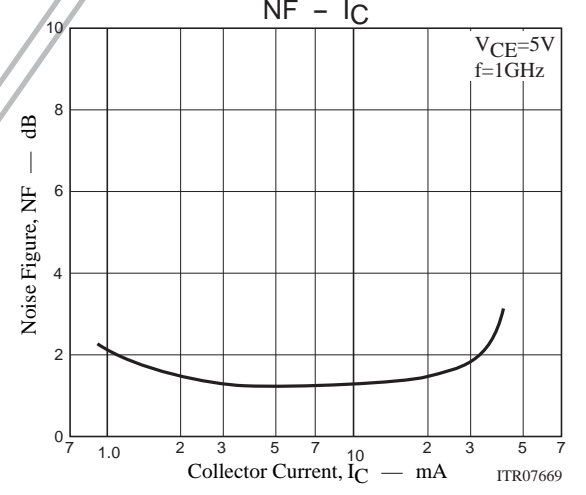
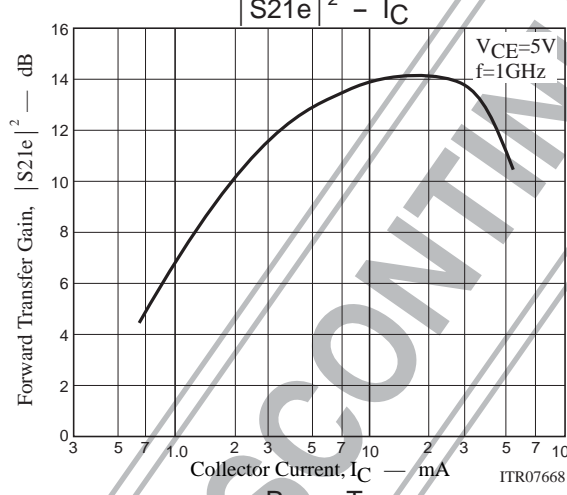
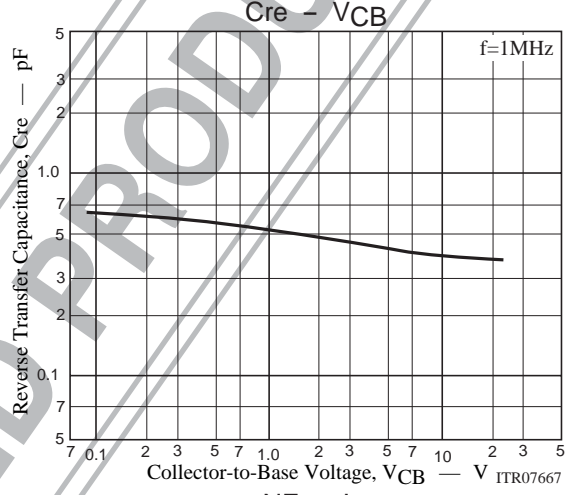
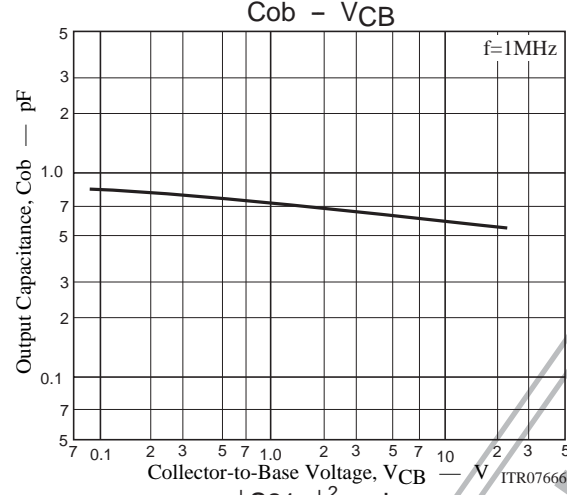
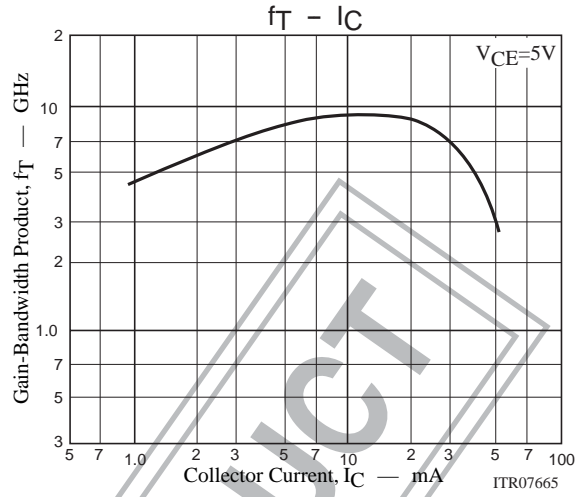
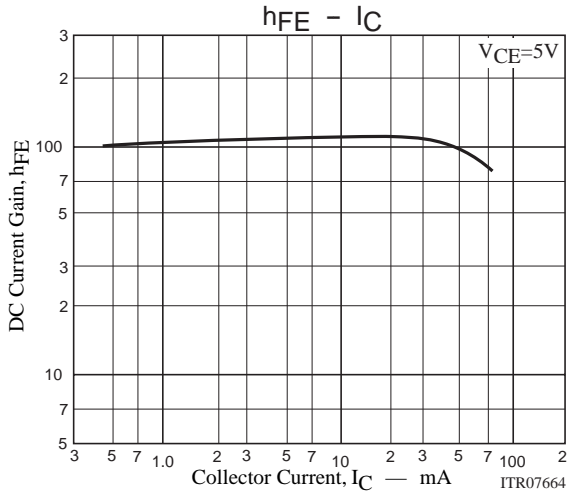
Rank	3	4	5
$h_{FE}$	60 to 120	90 to 180	135 to 270

■ Any and all SANYO products described or contained herein do not have specifications that can handle applications that require extremely high levels of reliability, such as life-support systems, aircraft control systems, or other applications whose failure can be reasonably expected to result in serious physical and/or material damage. Consult with your SANYO representative nearest you before using any SANYO products described or contained herein in such applications.

■ SANYO assumes no responsibility for equipment failures that result from using products at values that exceed, even momentarily, rated values (such as maximum ratings, operating condition ranges, or other parameters) listed in products specifications of any and all SANYO products described or contained herein.

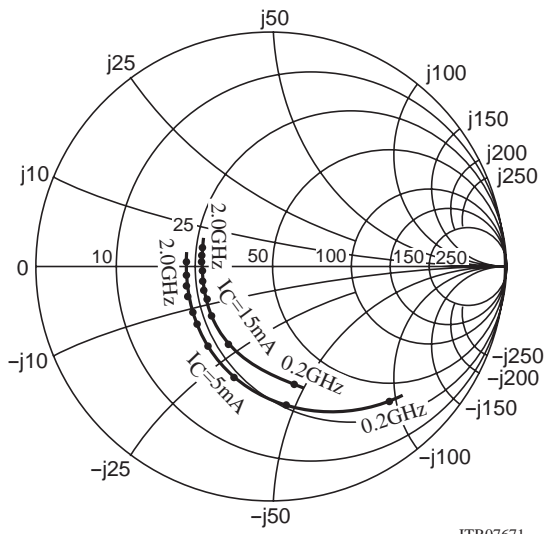
**SANYO Electric Co., Ltd. Semiconductor Company**

TOKYO OFFICE Tokyo Bldg., 1-10, 1 Chome, Ueno, Taito-ku, TOKYO, 110-8534 JAPAN



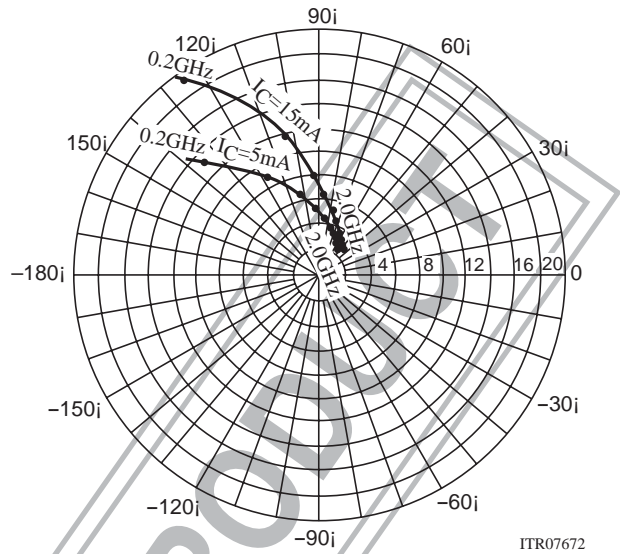
**S parameter**

$V_{CE}=5V$   
 $f=200MHz$  to  $2000MHz$ ( $200MHz$  Step)



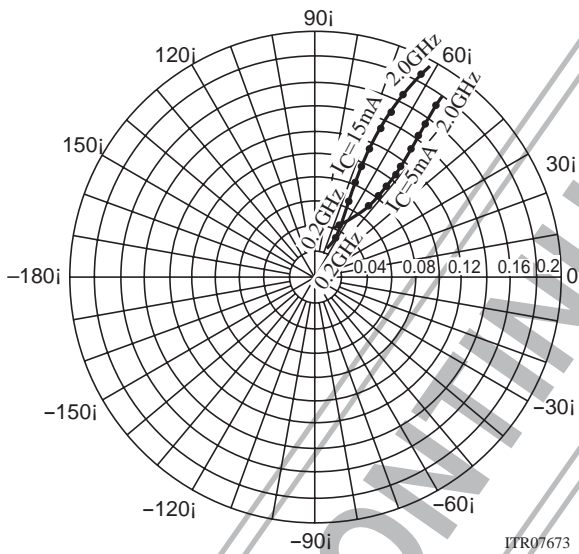
ITR0761

$V_{CE}=5V$   
 $f=200MHz$  to  $2000MHz$ ( $200MHz$  Step)



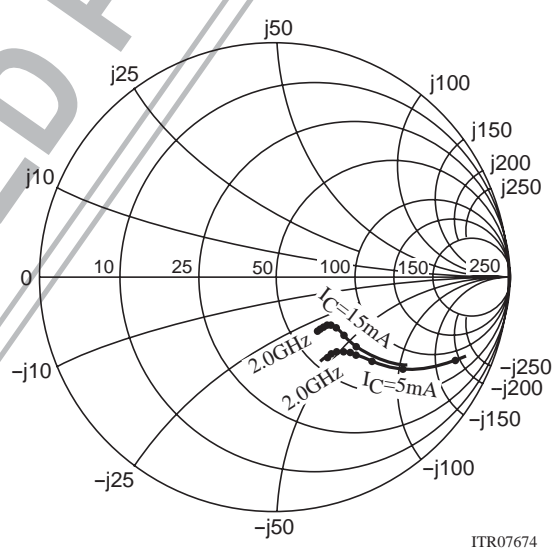
ITR0762

$V_{CE}=5V$   
 $f=200MHz$  to  $2000MHz$ ( $200MHz$  Step)



ITR0763

$V_{CE}=5V$   
 $f=200MHz$  to  $2000MHz$ ( $200MHz$  Step)



ITR0764

DISCONTINUED PRODUCT

**S parameter (Common emitter)** $V_{CE}=5V, I_C=5mA, Z_O=50\Omega$ 

Freq (MHz)	$ S_{11} $	$\angle S_{11}$	$ S_{21} $	$\angle S_{21}$	$ S_{12} $	$\angle S_{12}$	$ S_{22} $	$\angle S_{22}$
200	0.749	-50.7	12.229	141.6	0.044	65.4	0.847	-25.4
400	0.583	-85.7	8.900	118.1	0.068	54.3	0.655	-37.4
600	0.487	-109.6	6.636	103.7	0.081	51.6	0.538	-42.3
800	0.428	-126.6	5.276	93.9	0.093	51.6	0.473	-44.4
1000	0.405	-139.3	4.379	85.9	0.106	52.6	0.443	-46.2
1200	0.387	-150.6	3.731	78.7	0.117	53.6	0.421	-48.1
1400	0.377	-160.1	3.258	72.6	0.130	54.4	0.405	-49.6
1600	0.365	-166.8	2.924	67.5	0.142	55.2	0.393	-52.1
1800	0.362	-174.3	2.589	61.9	0.156	55.6	0.387	-54.3
2000	0.361	178.3	2.363	56.8	0.171	55.9	0.383	-56.4

 $V_{CE}=5V, I_C=15mA, Z_O=50\Omega$ 

Freq (MHz)	$ S_{11} $	$\angle S_{11}$	$ S_{21} $	$\angle S_{21}$	$ S_{12} $	$\angle S_{12}$	$ S_{22} $	$\angle S_{22}$
200	0.507	-81.6	19.422	124.2	0.033	61.9	0.650	-36.9
400	0.382	-119.5	11.595	103.8	0.050	61.0	0.445	-43.0
600	0.341	-140.9	8.046	93.3	0.065	63.3	0.365	-43.5
800	0.332	-154.0	6.182	86.4	0.081	65.1	0.330	-43.3
1000	0.320	-163.0	5.063	79.8	0.099	65.6	0.318	-43.8
1200	0.316	-170.9	4.263	74.1	0.116	65.7	0.311	-45.9
1400	0.315	-178.0	3.716	69.2	0.134	65.0	0.304	-47.4
1600	0.314	176.7	3.270	64.3	0.150	64.4	0.297	-50.3
1800	0.311	171.2	2.922	60.0	0.167	63.3	0.293	-52.6
2000	0.313	165.4	2.656	55.9	0.186	62.1	0.295	-54.8

- Specifications of any and all SANYO products described or contained herein stipulate the performance, characteristics, and functions of the described products in the independent state, and are not guarantees of the performance, characteristics, and functions of the described products as mounted in the customer's products or equipment. To verify symptoms and states that cannot be evaluated in an independent device, the customer should always evaluate and test devices mounted in the customer's products or equipment.
- SANYO Electric Co., Ltd. strives to supply high-quality high-reliability products. However, any and all semiconductor products fail with some probability. It is possible that these probabilistic failures could give rise to accidents or events that could endanger human lives, that could give rise to smoke or fire, or that could cause damage to other property. When designing equipment, adopt safety measures so that these kinds of accidents or events cannot occur. Such measures include but are not limited to protective circuits and error prevention circuits for safe design, redundant design, and structural design.
- In the event that any or all SANYO products (including technical data, services) described or contained herein are controlled under any of applicable local export control laws and regulations, such products must not be exported without obtaining the export license from the authorities concerned in accordance with the above law.
- No part of this publication may be reproduced or transmitted in any form or by any means, electronic or mechanical, including photocopying and recording, or any information storage or retrieval system, or otherwise, without the prior written permission of SANYO Electric Co., Ltd.
- Any and all information described or contained herein are subject to change without notice due to product/technology improvement, etc. When designing equipment, refer to the "Delivery Specification" for the SANYO product that you intend to use.
- Information (including circuit diagrams and circuit parameters) herein is for example only; it is not guaranteed for volume production. SANYO believes information herein is accurate and reliable, but no guarantees are made or implied regarding its use or any infringements of intellectual property rights or other rights of third parties.

This catalog provides information as of February, 2005. Specifications and information herein are subject to change without notice.