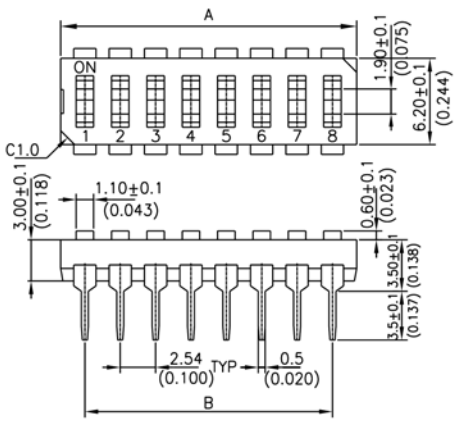

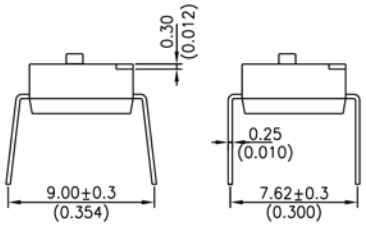

NDI -□□-S NDI -□□-H

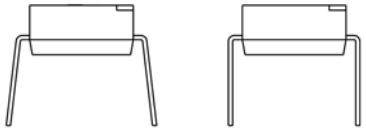

NDIR -□□-S NDIR -□□-H

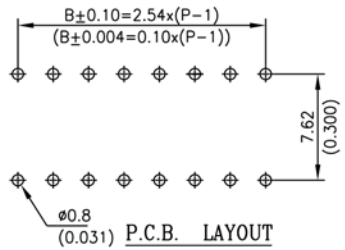

P.C.B. LAYOUT

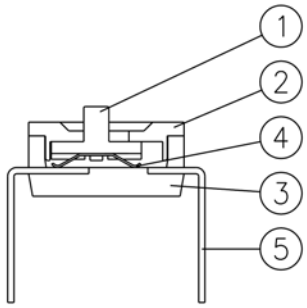

CONSTRUCTION

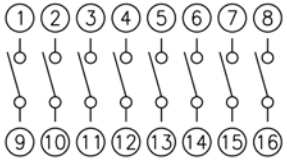

CIRCUIT DIAGRAM

Dimensions		
Pos.	A	B
1	3.84 (0.137)	
2	6.02 (0.237)	2.54 (0.100)
3	8.56 (0.337)	5.08 (0.200)
4	11.10 (0.437)	7.62 (0.300)
5	13.64 (0.537)	10.16 (0.400)
6	16.18 (0.637)	12.70 (0.500)
7	18.72 (0.737)	15.24 (0.600)
8	21.26 (0.837)	17.78 (0.700)
9	23.80 (0.937)	20.32 (0.800)
10	26.34 (1.037)	22.86 (0.900)
12	31.42 (1.237)	27.94 (1.100)

Item	Name	Material	Finish
1	Actuator	UL94V-0 PBT Thermoplastic	Molded White
2	Cover	UL94V-0 PBT Thermoplastic	Molded Black
3	Base	UL94V-0 PBT Thermoplastic	Molded Black
4	Contact	Beryllium Copper	Gold Plated at Contact Area
5	Terminal	Brass	Gold Plated at Contact Area and Tin At Terminal

Series	Type	Leads	Position
SWT	TBNDI	X	XX
Switch	Table	H=Straight Vertical S=Spread	01-12

RoHS compliant

Rev.	Description	Date	Approved

Drawing	Name	Date
Approved	Howard	01/12/10
Checked	Lizzy	01/12/10
Drawn	Tina	01/12/10

0.0 ± 0.35 0.00 ± 0.20 Angles ± 3'

UNIT: mm

Central Components Manufacturing
440 Lincoln Blvd., Middlesex, New Jersey 08846
Phone 732 469-5720 888 288-5152 Fax 732 469-1919

Part No.: SWT-TBNDI-X-XX

Description: Machine Insertable Table Type DIP Switch