











Screw Clamp 35 mm DIN-Rail Terminals

Ground	WPE 2.5N (WPE 1.5)	WPE 2.5	WPE 4	WPE 2.5/1.5/ZR	WPE 1.5/ZZ
					
Dimensions					
Width/Length/Height mm (in.) with TS 35x7.5	5/54/37.5 (.197"/2.13"/1.48")	5 / 60 / 47 (.197"/2.36"/1.85")	6 / 60 / 47 (.236"/2.36"/1.85")	5 / 60 / 47 (.197"/2.36"/1.85")	5 / 60 / 47 (.197"/2.36"/1.85")
Insulation stripping length mm (in.)	10 (.39")	10 (.39")	10 (.39")	10 (.39")/7 (.28")	7 (.28")
Technical data					
Cross-section	1.5mm ²	2.5mm ²	4mm ²	2.5mm ²	1.5mm ²
Wire size	#22...12 AWG	#22...12 AWG	#22...10	#22...12/14 AWG***	#22...14 AWG
Torque Nm (lb. in.)	0.5/0.5† (4.4/4.4†)	0.5/0.5† (4.4/4.4†)	0.6 (5.2)	0.5/0.5† (4.4/4.4†)	0.5/0.5† (4.4/4.4†)
Clamping screw	M	2.5	3	2.5	2.5
Ordering data					
Green/yellow Wermid	101620	101000	101010	101640	101650
End plates	Type Cat. No.	Type Cat. No.	Type Cat. No.	Type Cat. No.	Type Cat. No.
WAP	WAP WDU 1.5 106000	WAP WDU 2.5-10 105000		WAP WDU 2.5-10 105000	WAP WDU 2.5-10 105000
Support block*	SH 2 49492	SH 2 49492	SH 2 49492	SH 2 49492	SH 2 49492
Marking material					
Consecutive horizontal	FW 5 473460001	FW 5 473460001	FW 6 468660001	FW 5 473460001	FW 5 473460001
Consecutive vertical	FS 5 473560001	FS 5 473560001	FS 6 468760001	FS 5 473560001	FS 5 473560001
	WPE 6	WPE 10	WPE 16N	WPE 16	WPE 35
					
Dimensions					
Width/Length/Height mm (in.) with TS 35x7.5	8 / 60 / 47 (.31"/2.36"/1.85")	10 / 60 / 47 (.39"/2.36"/1.85")	12 / 60 / 47 (.47"/2.36"/1.85")	12 / 60 / 63 (.47"/2.36"/2.48")	16 / 60 / 63 (.63"/2.36"/2.48")
Insulation stripping length mm (in.)	12 (.47")	12 (.47")	16 (.63")	16 (.63")	18 (.71")
Technical data					
Cross-section	6mm ²	10mm ²	16mm ²	16mm ²	35mm ²
Wire size	#20...8 AWG	#16...8 AWG	#14...6 AWG	#14...6 AWG	#12...2 AWG
Torque Nm (lb. in.)	1.6/0.6† (14.2/5.2)	2.3/0.6† (20.4/5.2)	2.3/2.0† (20.4/17.5)	4.0/2.0† (16/17.5)	5.8/2.0† (51/17.5)
Clamping screw	M	4	4	5	6
Ordering data					
Green/yellow Wermid with hex socket	101020	101030	101910†	101040	101050
End plates					
WAP					
Tools	Type Cat. No.	Type Cat. No.	Type Cat. No.	Type Cat. No.	Type Cat. No.
Hex key	SH 2 49492	SH 2 49492	SH 2 49492	SH 2 49492	SH 2 49492
Support block*		WQB-PEN 10 106030	WQV 16N-PEN 107136†	WQB-PEN 16 106020	WQB-PEN 16 106020
Jumper**					
Marking tags					
Consecutive horizontal	FW 8 1653340001	FW 5 473460001	FW 5 473460001	FW 5 473460001	FW 5 473460001
Consecutive vertical	FS 8 1653350001	FS 5 473560001	FS 5 473560001	FS 5 473560001	FS 5 473560001

See Section 5 for mounting rails, end brackets, additional marking material and accessories.










*For isolated mounting rails in totally insulated systems

**Insertable jumper in a TN-C distribution network between N terminal (WDU blue) and PE terminal (WPE).

*** Wire size rating on single clamp side is 12 AWG. On dual clamp side wire size rating is 14 AWG.

† Yellow side open and can only be placed next to closed terminal side.

Isolated Ground**

WDK 2.5 PE		WDK 2.5 DU-PE		WDU 2.5 N		WDU 2.5		WDU 4	
									
5 / 69 / 63 (.197"/2.72"/2.48") 10 (.39")		5 / 69 / 63 (.197"/2.72"/2.48") 10 (.39")		5 / 54 / 37.5 (.197"/2.13"/1.48") 10 (.39")		5 / 60 / 47 (.197"/2.36"/1.85") 10 (.39")		5 / 60 / 47 (.197"/2.36"/1.85") 10 (.39")	
2.5mm ²		2.5mm ²		1.5mm ²		2.5mm ²		4mm ²	
#22...12 AWG		#22...12		#22...12 AWG		#22...12 AWG		#22...10 AWG	
0.6 (5.2)		0.6 (5.2)		0.5 / 0.5† (4.4 / 4.4†)		0.5 / 0.5† (4.4 / 4.4†)		0.6 / 0.6† (5.2 / 5.2†)	
2.5		2.5		2.5		2.5		3	
103630		103640		104000		103982		104010	
Type	Cat. No.	Type	Cat. No.	Type	Cat. No.	Type	Cat. No.	Type	Cat. No.
WAP	105900	WAP	105900	WAP WDU 1.5	107220	WAP WDU 2.5-10	107220	WAP WDU 2.5-10	107220
SH 2	49492	SH 2	49492	SH 2	49492	SH 2	49492	SH 2	49492
FW 5	473460001	FW 5	473460001	FW 5	473460001	FW 5	473460001	FW 6	468660001
FS 5	473560001	FS 5	473560001	FS 5	473560001	FS 5	473560001	FS 6	468760001
WPE 70N		WPE 70/95		WPE 120		WDU 6		WDU 1.5/ZZ	
									
20.5/75/86 (.81"/2.95"/3.39") 22 (.87")		27/132/108 (1.06"/5.20"/4.25") 30 (1.18")		32/132/118 (1.26"/5.20"/4.64") 35 (1.38")		8 / 60 / 47 (.31"/2.36"/1.85") 12 (.47")		5 / 60 / 47 (.197"/2.36"/1.85") 7 (.28")	
70mm ²		95mm ²		150mm ²		6mm ²		1.5mm ²	
#6...2/0		#6...2/0*		#2...250MCM*		#20...8 AWG		#22...14 AWG	
9.9/2.0* (87.0/17.5)		9.9 (87.0)		14.9 (130.0)		1.6 / 0.6† (14.2 / 5.2†)		0.5 / 0.5† (4.4 / 4.4†)	
8		8		10		3.5		2.5	
Copper		Copper		Copper		Copper		Copper	
951220		103730		101970		104020		103980	
Type	Cat. No.	Type	Cat. No.	Type	Cat. No.	Type	Cat. No.	Type	Cat. No.
Hex key (6mm)	40790	Hex key (6mm)	40790	Hex key (6mm)	40790	WAP WDU 2.5-10	107220	WAP WDU 2.5-10	107220
SH 2	49492	SH 2	49492	SH 2	49492	SH 2	49492	SH 2	49492
WQV-PEN	952584	WQV-PEN	107230	WQV-PEN	107240	WQV-PEN	107240	WQV-PEN	107240
FW 5	473460001	FW 5	473460001	FW 5	473460001	FW 8	1653340001	FW 5	473460001
FS 5	473560001	FS 5	473560001	FS 5	473560001	FS 8	1653350001	FS 5	473560001

*UL pending

**Indicates Green / Yellow for ground, but not connected to DIN-Rail.