

XO5060 Series OCXO

Applications

PCS Base Stations
 Cellular Base Stations
 Compact Design
 Phase Locking
 SAR/SAT



Features

Standard DIP/DIL Package
 Tight Stabilities
 Fast Warm-up
 Low Current

Typical Specifications

Model	Frequency (MHz)	Temperature Range (°C)	Temperature Stability	Aging Yearly	Output	Supply Voltage
XO5160	10.000	-40 to +60	$\pm 2.0 \times 10^{-7}$	$\pm 5.0 \times 10^{-7}$	Clipped Sine	5 V $\pm 5\%$
XO5061	12.000	-40 to +60	$\pm 2.0 \times 10^{-7}$	$\pm 5.0 \times 10^{-7}$	Clipped Sine	5 V $\pm 5\%$
XO5062	13.000	-40 to +60	$\pm 2.0 \times 10^{-7}$	$\pm 5.0 \times 10^{-7}$	Clipped Sine	5 V $\pm 5\%$
XO5063	16.384	-40 to +60	$\pm 2.0 \times 10^{-7}$	$\pm 5.0 \times 10^{-7}$	Clipped Sine	5 V $\pm 5\%$
XO5064	12.688281	-40 to +60	$\pm 2.0 \times 10^{-7}$	$\pm 5.0 \times 10^{-7}$	Clipped Sine	5 V $\pm 5\%$
XO5065	10.150685	-40 to +60	$\pm 2.0 \times 10^{-7}$	$\pm 5.0 \times 10^{-7}$	Clipped Sine	5 V $\pm 5\%$
Options			Consult Factory		HCMOS	

Additional Specifications

Warm-up current
 Current 250 mA max
 65 mA typical @ -40 °C steady state
 25 mA typical @ +25 °C steady state
 10 mA typical @ +60 °C steady state

Warm-up time 60 sec @ -40 °C

Control voltage 0.5 V to 5 V

Aging adjustment $\pm 7.0 \times 10^{-7}$ (Ref to nominal freq)

Slope Positive

Frequency stability
 Vs supply voltage $\pm 1.0 \times 10^{-7}$
 Vs load variation $\pm 1.0 \times 10^{-7}$
 Short term (-tau = 1s) $\pm 5.0 \times 10^{-11}$

Phase Noise @ 10MHz

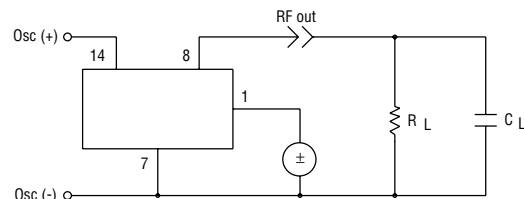
1 Hz -75 dBc/Hz
 10 Hz -105 dBc/Hz
 100 Hz -135 dBc/Hz
 1 kHz -145 dBc/Hz
 10 kHz -150 dBc/Hz

Sinewave Version

Load 10 k Ω / 10 pF
 Output level 1.5 Vpp typical

HCMOS Version

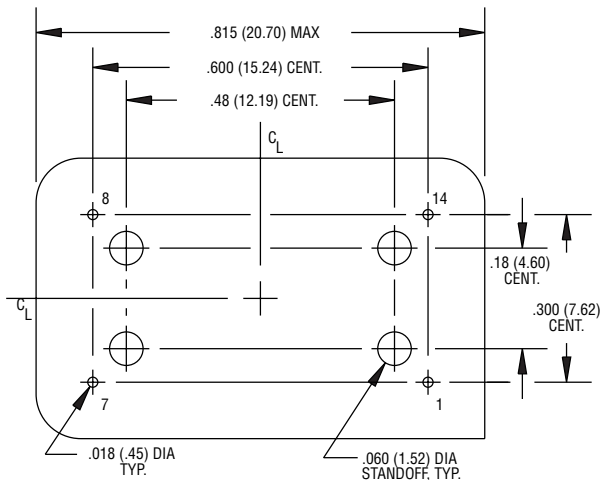
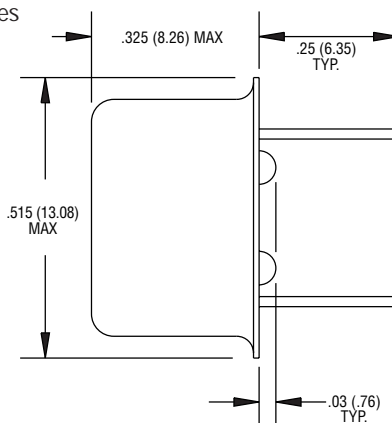
Duty cycle 40/60
 Load 2 Gates



Dimensions are in inches (mm)

Pin connections
1. Frequency adjust
7. Case ground & supply return
8. R.F. Output
14. Supply (+)

Pin numbers shown for ref. only.
 Numbers are not marked on unit.



Visit our web site at <http://www.piezotech.com>
 2525 Shader Road, FL 32804 PH: (407) 298-2000 / FAX: (407) 293-2979

Specifications are subject to change without notice.