

FEATURES

- * 0.28 inch (7.0 mm) DIGIT HEIGHT
- * EXCELLENT SEGMENT UNIFORMITY
- * LOW POWER REQUIREMENT
- * HIGH BRIGHTNESS AND HIGH CONTRAST
- * WIDE VIEWING ANGLE
- * SOLID STATE RELIABILITY
- * BINNED FOR LUMINOUS INTENSITY

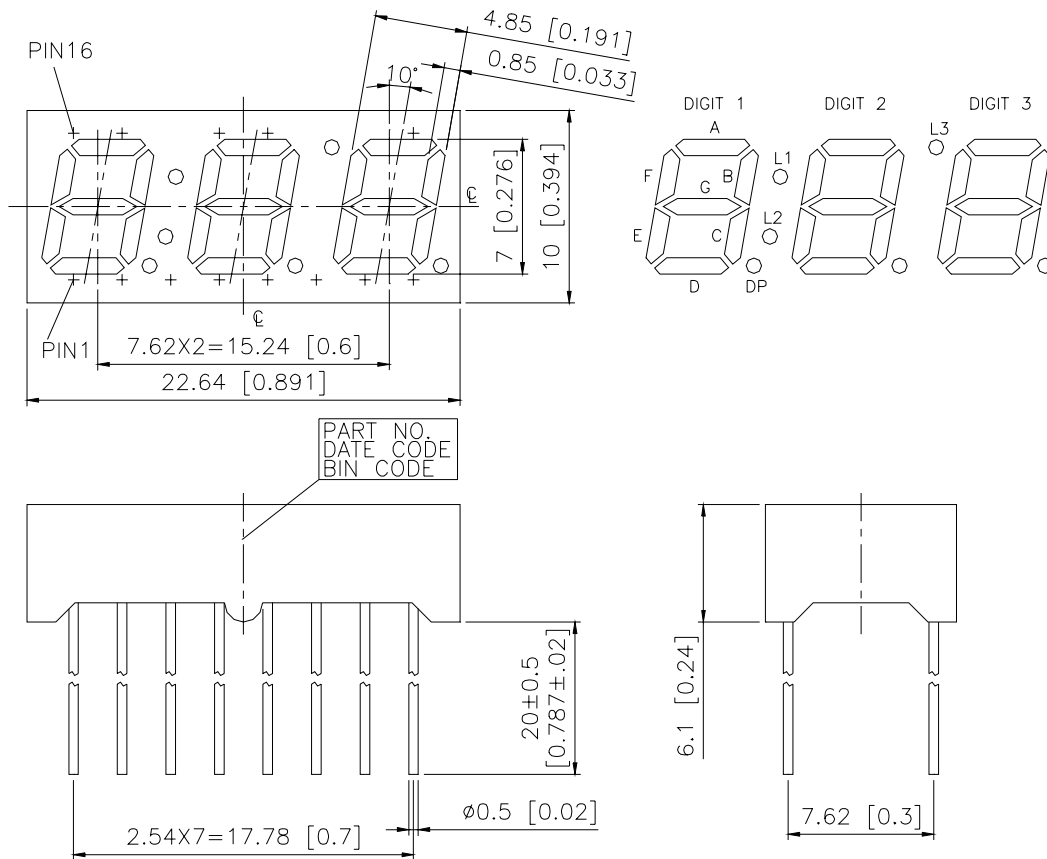
DESCRIPTION

The LTC-2621AP is a 0.28 inch (7.0 mm) digit height triple digit display. This device uses BRIGHT RED LED chips (GaP epi on GaP substrate). The display has gray face and white segments.

DEVICE

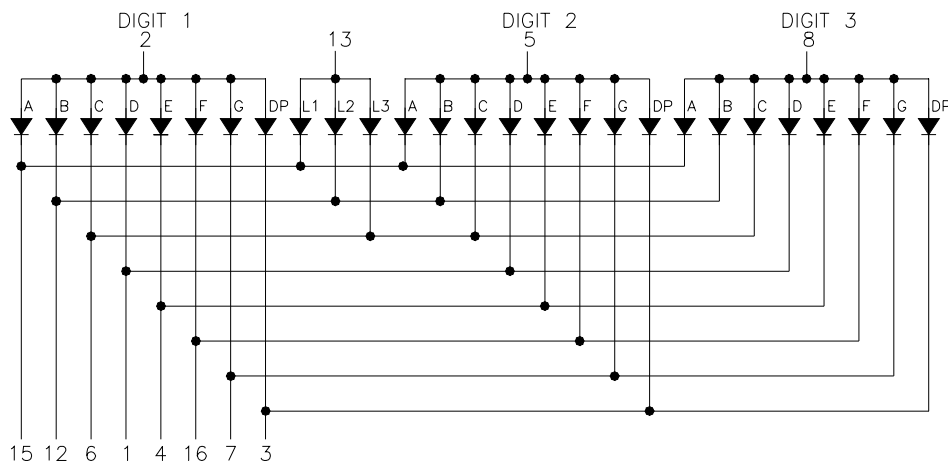
PART NO.	DESCRIPTION
BRIGHT RED	Multiplex Common Anode
LTC-2621AP	Rt. Hand Decimal

PACKAGE DIMENSIONS



NOTES: All dimensions are in millimeters. Tolerances are $\pm 0.25\text{mm}$ (0.01") unless otherwise noted.

INTERNAL CIRCUIT DIAGRAM



PIN CONNECTION

No.	CONNECTION
1	Cathode D
2	Common Anode Digit 1
3	Cathode DP
4	Cathode E
5	Common Anode Digit 2
6	Cathode C
7	Cathode G
8	Common Anode Digit 3
9	No Connection
10	No Pin
11	No Pin
12	Cathode B
13	Common Anode L1,L2,L3
14	No Pin
15	Cathode A
16	Cathode F

ABSOLUTE MAXIMUM RATING

PARAMETER	MAXIMUM RATING	UNIT
Power Dissipation Per Segment	40	mW
Peak Forward Current Per Segment (Frequency 1Khz, 10% duty cycle)	60*	mA
Continuous Forward Current Per Segment	15	mA
Forward Current Derating from 25 ⁰ C	0.2	mA/ ⁰ C
Reverse Voltage Per Segment	5	V
Operating Temperature Range	-35 ⁰ C to +85 ⁰ C	
Storage Temperature Range	-35 ⁰ C to +85 ⁰ C	
Soldering Conditions : 1/16 inch below seating plane for 3 seconds at 260 ⁰ C		

* see figure 5 to establish pulsed condition

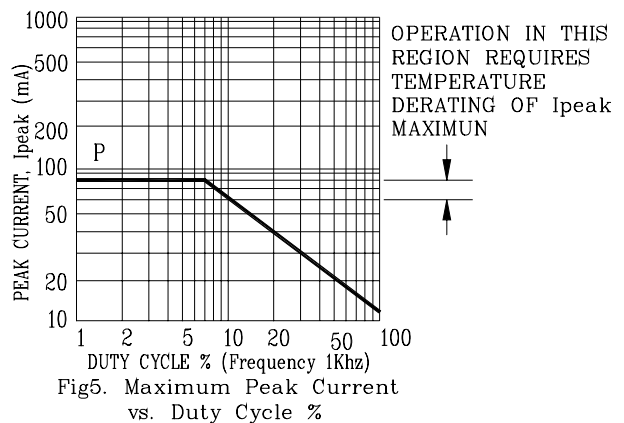
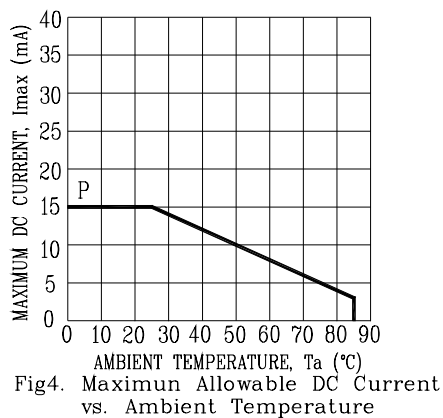
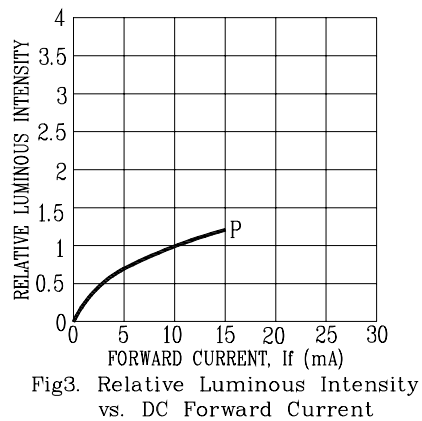
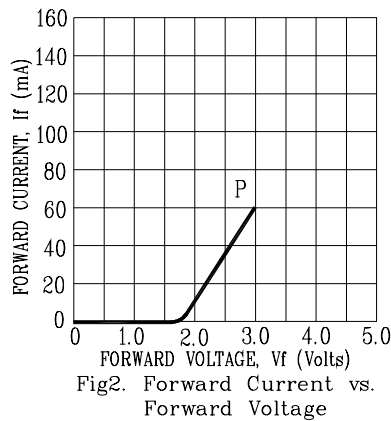
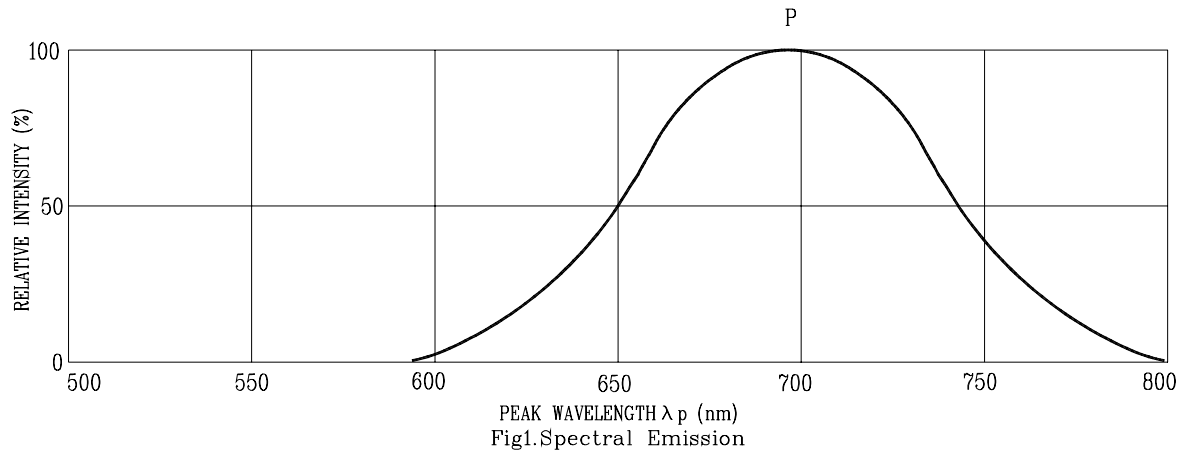
ELECTRICAL / OPTICAL CHARACTERISTICS AT Ta=25⁰C

PARAMETER	SYMBOL	MIN	TYP	MAX	UNIT	TEST CONDITION
Average Luminous Intensity Per Segment	I _v	320	750		μcd	I _F = 10mA
Peak Emission Wavelength	λ _p		697		nm	I _F = 20mA
Spectral Line Half-Width	Δλ		90		nm	I _F = 20mA
Dominant Wavelength	λ _d		657		nm	I _F = 20mA
Forward Voltage Per Segment	V _F		2.1	2.6	V	I _F = 20mA
Reverse Current Per Segment	I _R			100	μA	V _R = 5V
Luminous Intensity Matching Ratio	I _v -m			2 : 1		I _F = 10mA

Note: Luminous Intensity is measured with a light sensor and filter combination that approximates the CIE (Commision Internationale De L'Eclairage) eye-response curve.

TYPICAL ELECTRICAL / OPTICAL CHARACTERISTIC CURVES

(25°C Ambient Temperature Unless Otherwise Noted)



NOTE : P=BRIGHT RED