



2SBA55N

PNP Low Vce(sat) Transistor

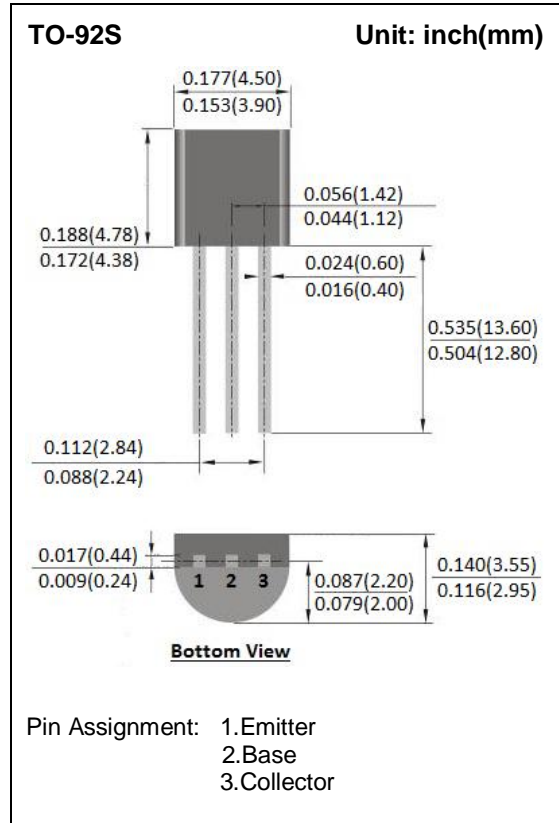
Voltage **-60V** **Current** **-0.5A**

Features

- Silicon PNP, Planar design
- Low Vce(sat) -0.25V(max)@Ic/Ib= -100mA/-10mA
- High collector current capability
- Excellent DC current gain characteristics
- Lead free in compliance with EU RoHS 2011/65/EU directive.
- Green molding compound as per IEC61249 Std.. (Halogen Free)

Mechanical Data

- Case: TO-92S Package
- Terminals: Solderable per MIL-STD-750, Method 2026
- Approx. Weight: 0.007 ounces, 0.196 grams



Maximum Ratings and Thermal Characteristics (T_A=25°C unless otherwise noted)

PARAMETER	SYMBOL	LIMIT	UNITS
Collector-Base Voltage	V _{CBO}	-60	V
Collector-Emitter Voltage	V _{CEO}	-60	V
Emitter-Base Voltage	V _{EBO}	-4	V
Collector Current (DC)	I _C	-0.5	A
Collector Current (Pulse)	I _{CP}	-1	A
Collector Power Dissipation	P _D	625	mW
Operating Junction and Storage Temperature Range	T _J , T _{STG}	-55~150	°C
Typical Thermal Resistance from Junction to Ambient ^(Note 1)	R _{θJA}	200	°C/W

Note: 1. Limited only By Maximum Junction Temperature



2SBA55N

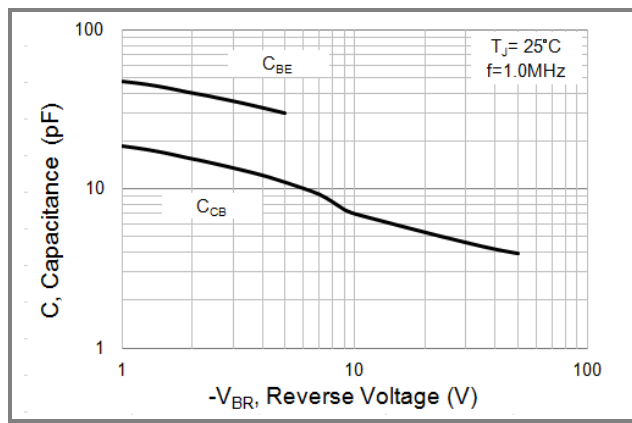
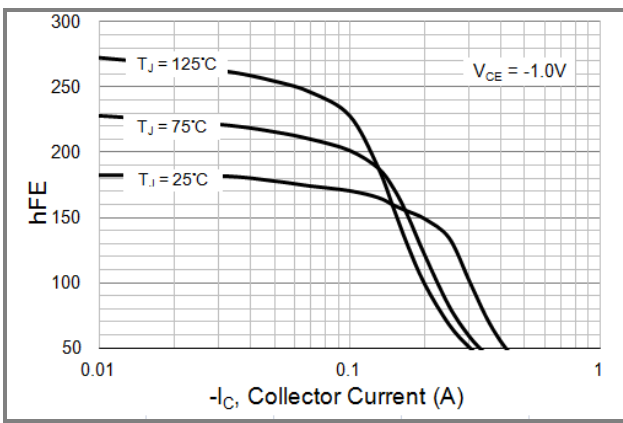
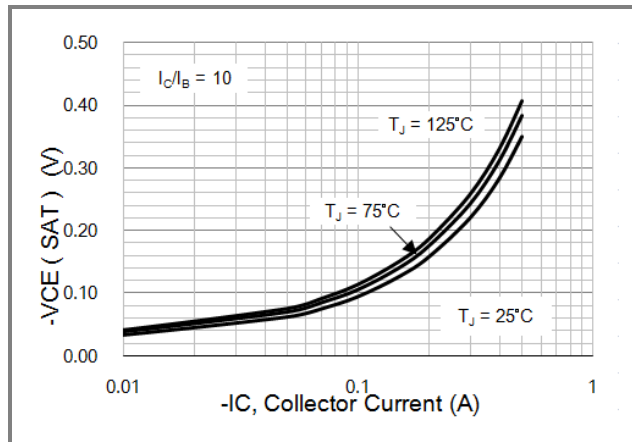
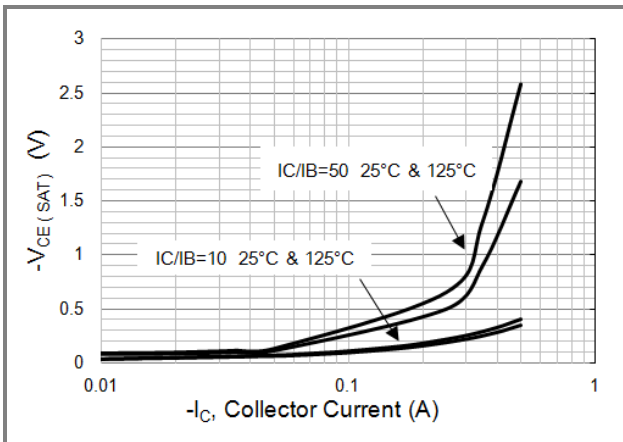
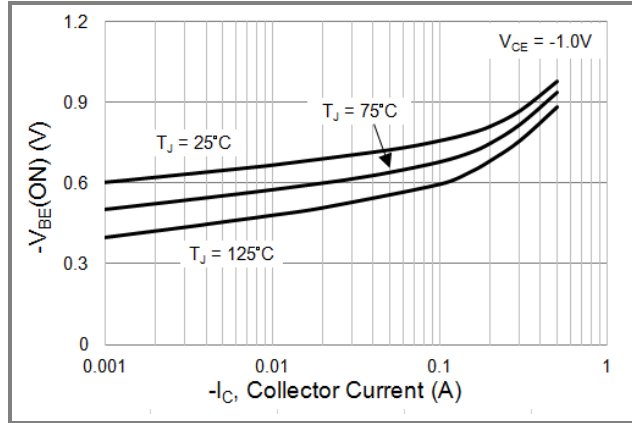
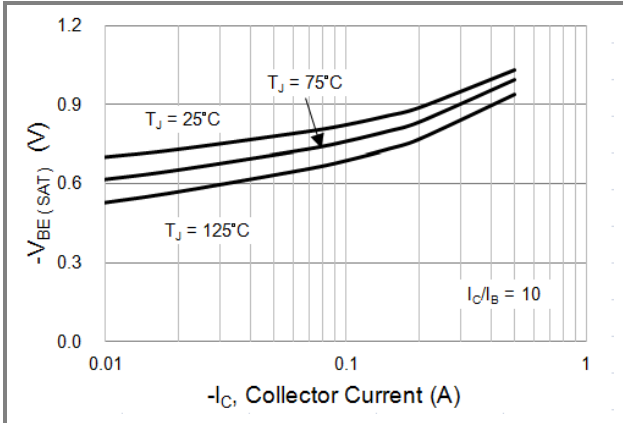
Electrical Characteristics ($T_A=25^{\circ}\text{C}$ unless otherwise noted)

PARAMETER	SYMBOL	TEST CONDITION	MIN.	TYP.	MAX.	UNITS
OFF Characteristics						
Collector-Emitter Breakdown Voltage	BV_{CEO}	$I_C = -1\text{mA}, I_B = 0\text{A}$	-60	-	-	V
Collector-Base Breakdown Voltage	BV_{CBO}	$I_C = -0.1\text{mA}, I_E = 0\text{A}$	-60	-	-	V
Emitter-Base Breakdown Voltage	BV_{EBO}	$I_E = -0.1\text{mA}, I_C = 0\text{A}$	-4	-	-	V
Collector-Base Cutoff Current	I_{CBO}	$V_{CB} = -60\text{V}, I_E = 0\text{A}$	-	-	-100	nA
Emitter-Base Cutoff Current	I_{EBO}	$V_{EB} = -4\text{V}$	-	-	-100	nA
Collector-Emitter Cutoff Current	I_{CES}	$V_{CES} = -60\text{V}$	-	-	-100	nA
ON characteristics						
DC Current Gain	h_{FE}	$V_{CE} = -1\text{V}, I_C = -10\text{mA}$	100	-	-	-
		$V_{CE} = -1\text{V}, I_C = -100\text{mA}$	100	-	-	-
Collector-Emitter Saturation Voltage	$V_{CE(SAT)}$	$I_C = -0.1\text{A}, I_B = -10\text{mA}$	-	-	-250	mV
Base-Emitter Turn-on voltage	$V_{BE(on)}$	$I_C = -100\text{mA}, V_{CE} = -1\text{V}$	-	-	-1.2	V
Transition Frequency	f_T	$I_C = -100\text{mA}, V_{CE} = -5\text{V}$ $f = 100\text{MHz}$	100	-	-	MHz



2SBA55N

TYPICAL CHARACTERISTIC CURVES





2SBA55N

PART NO PACKING CODE VERSION

Part No Packing Code	Package Type	Packing Type	Marking	Version
2SBA55N_B0_00001	TO-92S	1000pcs / bag	2SBA55N	Halogen free
2SBA55N_A0_00001	TO-92S AMMO	2000pcs / box	2SBA55N	Halogen free



2SBA55N

Disclaimer

- Reproducing and modifying information of the document is prohibited without permission from Panjit International Inc..
- Panjit International Inc. reserves the rights to make changes of the content herein the document anytime without notification. Please refer to our website for the latest document.
- Panjit International Inc. disclaims any and all liability arising out of the application or use of any product including damages incidentally and consequentially occurred.
- Panjit International Inc. does not assume any and all implied warranties, including warranties of fitness for particular purpose, non-infringement and merchantability.
- Applications shown on the herein document are examples of standard use and operation. Customers are responsible in comprehending the suitable use in particular applications. Panjit International Inc. makes no representation or warranty that such applications will be suitable for the specified use without further testing or modification.
- The products shown herein are not designed and authorized for equipments requiring high level of reliability or relating to human life and for any applications concerning life-saving or life-sustaining, such as medical instruments, transportation equipment, aerospace machinery et cetera. Customers using or selling these products for use in such applications do so at their own risk and agree to fully indemnify Panjit International Inc. for any damages resulting from such improper use or sale.
- Since Panjit uses lot number as the tracking base, please provide the lot number for tracking when complaining.