





Film-dielectric Trimmer Capacitors

Professional (teflon foil)

809 series	Case size Pitch size mm	C _{nom} - C _{max} at 200 kHz pF	Tan δ at C _{nom}		TC × 10 ⁻⁶ /K	Dielectric ³⁾	Colour code	Catalogue number		
			1 MHz × 10 ⁻⁴	100 MHz × 10 ⁻⁴				Preferred types	222 #09	
	6 x 8 5.08	0.5 - 2	≤10	≤20	-250 ± 350	PTFE	-	hex. head	round head	
		1.2 - 3.5	≤10	≤20	-250 ± 350	PTFE	orange	05021	05011	
		1.8 - 10	≤10	≤20	-250 ± 350	PTFE	white	05225	05215	
		2 - 18	≤10	≤25	-250 ± 350	PTFE	red	05226	05216	
	8 x 9 7.64 2-tags	1.4 - 5.5	≤10	≤15	-250 ± 350	PTFE	green		09004	
		2 - 9	≤10	≤15	-250 ± 350	PTFE	white		09005	
		3 - 18	≤10	≤15	-250 ± 350	PTFE	red		09006	
	8 x 9 5.08/5.08 3-tags	1.4 - 5.5	≤10	≤15	-250 ± 350	PTFE	green		09001	
		2 - 9	≤10	≤15	-250 ± 350	PTFE	white		09002	
		3 - 18	≤10	≤15	-250 ± 350	PTFE	red		09003	
	10 x 11 7.62/5.08	4 - 38	≤10	≤25	-200 ± 250	PTFE	yellow		08002	
		5 - 57	≤10	≤25	-200 ± 250	PTFE	blue		08003	
	11 x 14 x 9 5.08/7.62/5.08	single stator type								
		2.5 - 20	≤10	≤17	0 ± 200	PTFE	print marking		07004	
		4 - 40	≤10	≤17	0 ± 200	PTFE			07008	
		5 - 60	≤10	≤25	0 ± 200	PTFE			07011	
		6 - 80	≤10	≤25	0 ± 200	PTFE			07013	
		7 - 100	≤10	≤25	0 ± 200	PTFE			07015	
		differential type								
		2 - 12	≤10	≤17	0 ± 200	PTFE	print marking		07018	
		2.5 - 20	≤10	≤17	0 ± 200	PTFE			07006	
		4 - 40	≤10	≤17	0 ± 200	PTFE			07009	
		5 - 60	≤10	≤25	0 ± 200	PTFE			07012	
		6 - 80	≤10	≤25	0 ± 200	PTFE			07014	
		7 - 100	≤10	≤25	0 ± 200	PTFE			07016	
		7 - 150	≤50		0 ± 200	PC			07107	

Note

²⁾ Trimmer capacitors can be supplied with hexagonal head for automatic trimming.

³⁾ PTFE: polytetrafluorethylene PC: polycarbonate

Reference data handbook: PA04