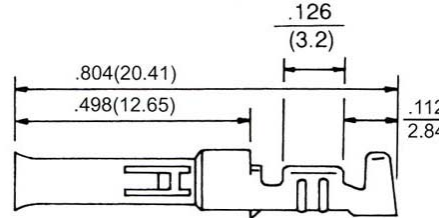
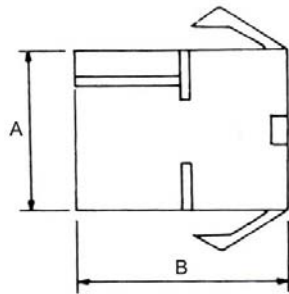


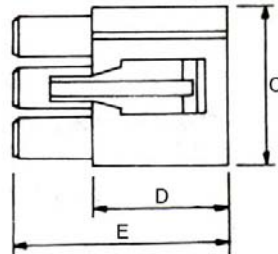
Male Crimp Terminal



Female Crimp Terminal



Housing Plug



Housing Receptacle

Dimensions						
Pos.	Rating	A	B	C	D	E
1	10A 600V	7.0 (.276)	28.1 (.276)	7.5 (.295)	18.3 (.720)	28.1 (1.106)
2	10A 300V	13.4 (.528)	26.6 (1.047)	13.4 (.528)	16.8 (.661)	26.6 (1.047)
3	10A 300V	20.0 (.787)	27.0 (1.063)	20.0 (.787)	17.2 (.667)	27.0 (1.063)
4S	10A 300V	25.8 (1.016)	26.6 (1.047)	25.8 (1.016)	16.8 (.661)	26.6 (1.047)
4	10A 300V	13.7 (.539)	27.0 (1.063)	13.7 (.539)	17.0 (.669)	27.0 (1.063)
6	8A 300V	19.6 (.772)	26.6 (1.047)	19.6 (.772)	16.8 (.661)	26.6 (1.047)
9	6A 300V	20.0 (.787)	27.0 (1.063)	20.0 (.787)	17.2 (.677)	27.0 (1.063)
12	6A 300V	26.2 (1.03)	27.0 (1.063)	26.2 (1.03)	17.2 (.677)	27.0 (1.063)
15	6A 300V	32.4 (1.276)	27.0 (1.063)	32.4 (1.276)	17.2 (.677)	27.0 (1.063)

Series	Type	Gender	Wire Size
JS-A	6420T	X	X
Disconnectable Connector	Crimp Terminal	M=Male F=Female	A=14-20AWG B=20-24AWG

Series	Type	Gender	Positions	Colors
JS-A	6420	X	XX	XX
Disconnectable Connector	6.2mm (.244") Wire to Wire Housing	M=Male F=Female	01,02,03,4S (single row) 04,06,09,12,15	Blank=Natural BK=Black BN=Brown GN=Green GY=Gray OR=Orange AM=Amber RD=Red YL=Yellow

RoHS compliant

Rev.	Description	Date	Approved	Drawing	Name	Date
				Approved	Howard	05/26/03
				Checked	Lizzy	05/26/03
				Drawn	Tina	05/26/03
				0.0 ± 0.35	0.00 ± 0.20	Angles ± 3'
						UNIT: mm

Central Components Manufacturing
 440 Lincoln Blvd., Middlesex, New Jersey 08846
 Phone 732 469-5720 888 288-5152 Fax 732 469-1919

Part No.: **JS-A-6420-X-XX-XX**

Description: .244" Pitch Connectors

