

MVIIH Series

1.7mm Height Ceramic(6 Pad SMD)

MMD

COMPONENTS



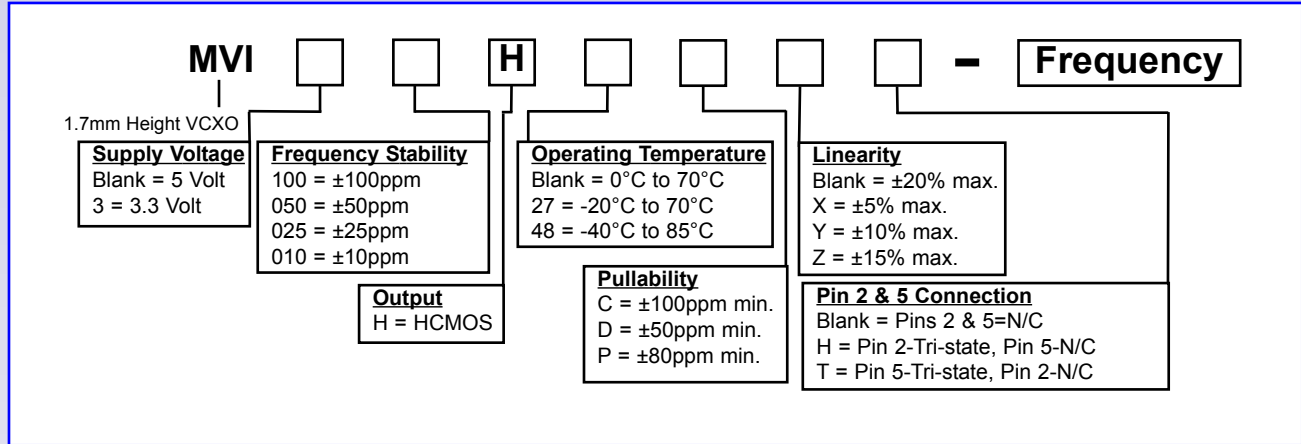
- **Surface Mount VCXO**
- **5.0 or 3.3 Volt**
- **HCMOS Output**
- **1.7mm Height**
- **Stability Down to ± 10 ppm**

Electrical Specifications

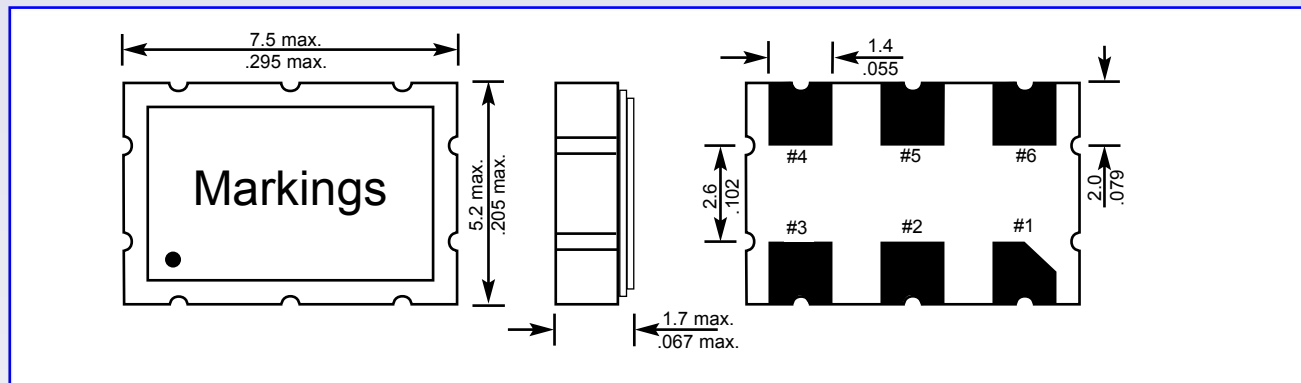
Frequency Range	5v and 3.3V	1.544MHz to 50.000MHz
	3.3V only	50.000MHz to 180.000MHz
Frequency Stability	@ 25°C	± 10 ppm
Frequency Stability (Inclusive of Temperature, Load, Voltage and Aging)		± 100 ppm to ± 10 ppm*
Operating Temperature Range		0°C - 70°C to -40°C - 85°C
Storage Temperature Range		-40°C - 85°C
Supply Voltage (Vdd)		5.0Vdc $\pm 10\%$ or 3.3Vdc $\pm 10\%$
Supply Current		30mA max. (20mA typical)
Output Voltage HCMOS	Logic 0	10% Vdd max
	Logic 1	90% Vdd min
Control Voltage	5V Option	2.5VDC \pm 2.0VDC
	3.3V Option	1.65VDC \pm 1.5VDC
Symmetry	50% of waveform w/HCMOS load	40/60%
Load		30pF
Rise / Fall Time	From 10% - 90% of VDD	10nSec max.
Start Up Time		10mSec max

Notes

Part Numbering Guide



Mechanical Dimensions



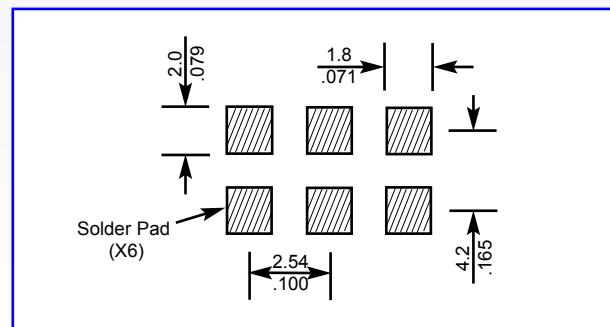
Pin Connections

- Pin 1: Voltage Control
- Pin 2: Tri-state or No Connect
- Pin 3: Case Ground
- Pin 4: Output (Frequency)
- Pin 5: Tri-state or No Connect
- Pin 6: Supply Voltage

Markings

- Line 1: MMD / Date Code
- Line 2: Frequency

Suggested Solder Pad Layout



Environmental / Mechanical

- Shock: MIL-STD-883, Method 2002, Condition B
- Solderability: MIL-STD-883, Method 2003
- Solvent Resistance: MIL-STD-202, Method 215
- Vibration: MIL-STD-883, Method 2007, Condition B
- Gross Leak Test: MIL-STD-883, Method 1014, Condition C
- Fine Leak Test: MIL-STD-883, Method 1014, Condition A2