

## Look-Ahead Carry Block

The MC10H179 is a functional/pinout duplication of the standard MECL 10K part, with 100% improvement in propagation delay and no increase in power supply current.

- Power Dissipation, 300 mW Typical
- Improved Noise Margin 150 mV (Over Operating Voltage and Temperature Range)
- Voltage Compensated
- MECL 10K-Compatible

### MAXIMUM RATINGS

Characteristic	Symbol	Rating	Unit
Power Supply ( $V_{CC} = 0$ )	$V_{EE}$	-8.0 to 0	Vdc
Input Voltage ( $V_{CC} = 0$ )	$V_I$	0 to $V_{EE}$	Vdc
Output Current — Continuous — Surge	$I_{out}$	50 100	mA
Operating Temperature Range	$T_A$	0 to +75	°C
Storage Temperature Range — Plastic — Ceramic	$T_{stg}$	-55 to +150 -55 to +165	°C

### ELECTRICAL CHARACTERISTICS ( $V_{EE} = -5.2 \text{ V} \pm 5\%$ ) (See Note)

Characteristic	Symbol	0°		25°		75°		Unit
		Min	Max	Min	Max	Min	Max	
Power Supply Current	$I_E$	—	79	—	72	—	79	mA
Input Current High Pins 5 and 9 Pins 4, 7 and 11 Pin 14 Pin 12 Pins 10 and 13	$I_{inH}$	—	465 545 705 790 870	—	275 320 415 465 510	—	275 320 415 465 510	$\mu\text{A}$
Input Current Low	$I_{inL}$	0.5	—	0.5	—	0.3	—	$\mu\text{A}$
High Output Voltage	$V_{OH}$	-1.02	-0.84	-0.98	-0.81	-0.92	-0.735	Vdc
Low Output Voltage	$V_{OL}$	-1.95	-1.63	-1.95	-1.63	-1.95	-1.60	Vdc
High Input Voltage	$V_{IH}$	-1.17	-0.84	-1.13	-0.81	-1.07	-0.735	Vdc
Low Input Voltage	$V_{IL}$	-1.95	-1.48	-1.95	-1.48	-1.95	-1.45	Vdc

### AC PARAMETERS

Propagation Delay P to $P_G$ G, P, $C_n$ to $C_n$ or $G_G$	$t_{pd}$	0.4	1.4	0.4	1.5	0.5	1.7	ns
Rise Time	$t_r$	0.5	1.7	0.5	1.8	0.5	1.9	ns
Fall Time	$t_f$	0.5	1.7	0.5	1.8	0.5	1.9	ns

#### NOTE:

Each MECL 10H series circuit has been designed to meet the dc specifications shown in the test table, after thermal equilibrium has been established. The circuit is in a test socket or mounted on a printed circuit board and transverse air flow greater than 500 lfpm is maintained. Outputs are terminated through a 50-ohm resistor to -2.0 volts.

## MC10H179



**L SUFFIX**  
CERAMIC PACKAGE  
CASE 620-10

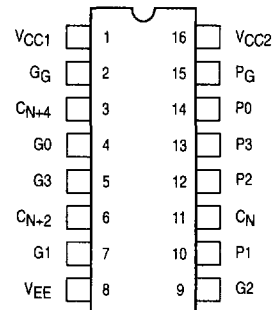


**P SUFFIX**  
PLASTIC PACKAGE  
CASE 648-08



**FN SUFFIX**  
PLCC  
CASE 775-02

### DIP PIN ASSIGNMENT

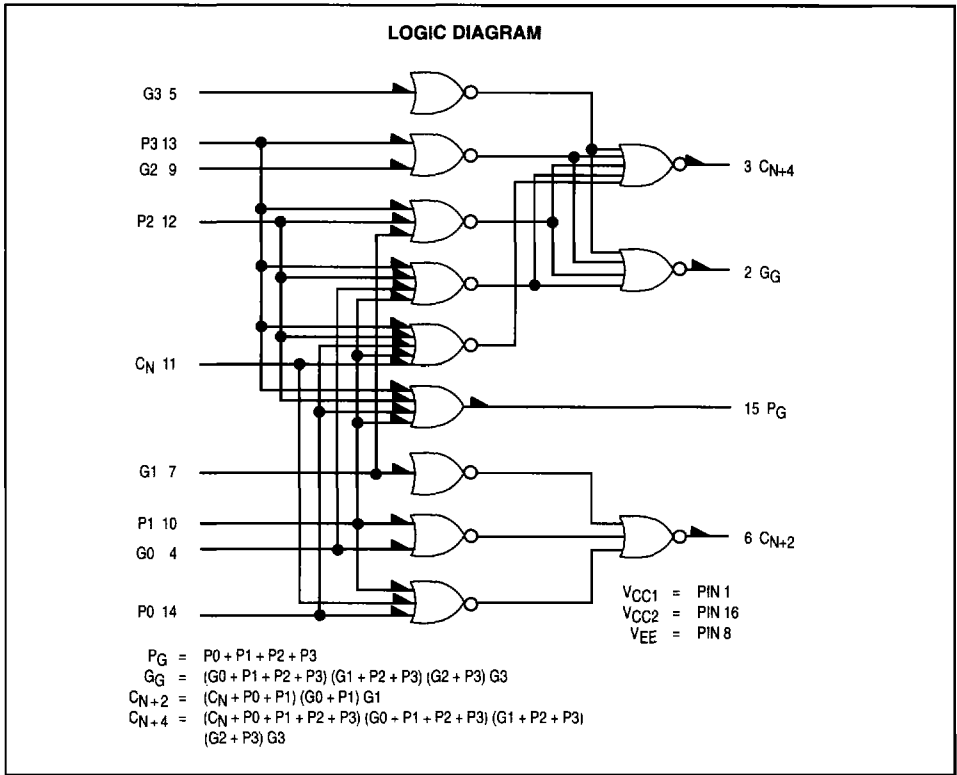


Pin assignment is for Dual-in-Line Package.  
For PLCC pin assignment, see the Pin Conversion  
Tables on page 6-11.

**2**



2



**TYPICAL APPLICATIONS**

The MC10H179 is a high-speed, low-power, standard MECL complex function that is designed to perform the look-ahead carry function. This device can be used with the MC10H181 4-bit ALU directly, or with the MC10H180 dual arithmetic unit in any computer, instrumentation or digital communication application requiring high speed arithmetic operation on long words.

When used with the MC10H181, the MC10H179 performs a second order or higher look-ahead. Figure 2

shows a 16-bit look-ahead carry arithmetic unit. Second order carry is valuable for longer binary words. As an example, addition of two 32-bit words is improved from 30 nanoseconds with ripple-carry techniques. A block diagram of a 32-bit ALU is shown in Figure 1. The MC10H179 may also be used in many other applications. It can, for example, reduce system package count when used to generate functions of several variables.

**FIGURE 1 — 32-BIT ALU WITH CARRY LOOK-AHEAD**

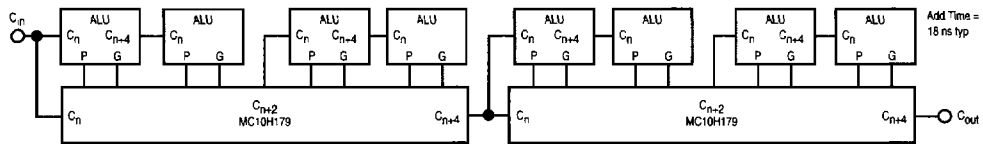


FIGURE 2 — 16-BIT FULL LOOK-AHEAD CARRY ARITHMETIC LOGIC UNIT

