

SMA ADAPTERS

SPECIFICATIONS

50 Ohms.

Made in Accordance with MIL-A-55339.

Frequency Range – 0-12.4 GHz

Dielectric Withstanding Voltage – 1000 VRMS, 60 Hz at Sea Level.

R.F. Leakage 90 dB Min. Between 2-3 GHz.

Temperature Range – 65° C to +165° C Unless Indicated Otherwise.

Thread Size: Male ¼-36 UNS 2B, Female ¼-35 UNS 2A.

Bodies, Coupling Nuts, and Female Contacts – Beryllium Copper
QQ-C-530 Cond. H.T. Gold Plated.

Male Contact – Brass QQ-B-626 Alloy 360 ½ Hard. Gold Plated.

Insulation – Teflon*

Gaskets – Silicone Rubber per ZZ-R-765a, Class 11A, Grade 50.

SMA TO BNC

SMA MALE TO BNC MALE



800-2436-03-25

SMA TO TNC

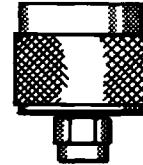
SMA MALE TO TNC MALE



800-2440-03-25

SMA TO N

SMA MALE TO N MALE



800-2444-03-25

SMA FEMALE TO BNC MALE




800-2437-03-25

SMA FEMALE TO TNC MALE



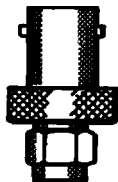
800-2441-03-25

SMA FEMALE TO N MALE



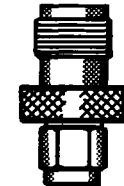
800-2445-03-25

SMA MALE TO BNC FEMALE




800-2438-03-25

SMA MALE TO TNC FEMALE



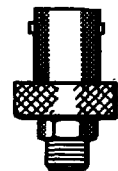
800-2442-03-25

SMA MALE TO N FEMALE



800-2446-03-25

SMA FEMALE TO BNC FEMALE



800-2439-03-25

SMA FEMALE TO TNC FEMALE



800-2443-03-25

SMA FEMALE TO N FEMALE



800-2447-03-25

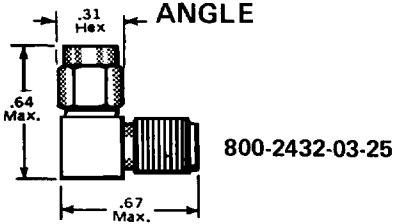
*Teflon® is Du Pont's registered trademark.

SPECIFY –
CONCORD®
"THE COMPONENT PEOPLE"

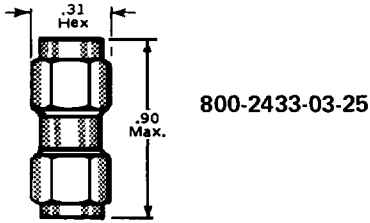
SMA ADAPTERS - TERMINATIONS - COAXIAL ACCESSORIES

WITHIN SERIES

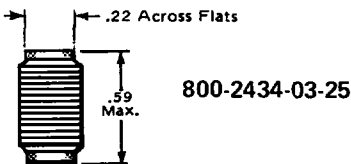
FEMALE TO MALE RIGHT ANGLE



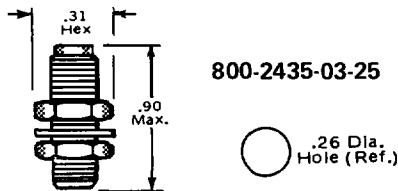
FEED-THRU MALE TO MALE



FEED-THRU FEMALE TO FEMALE

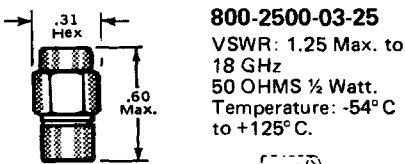


BULKHEAD FEED-THRU FEMALE TO FEMALE

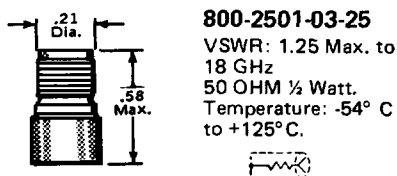


TERMINATIONS

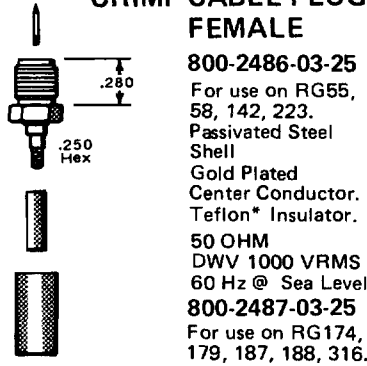
MALE TERMINATION



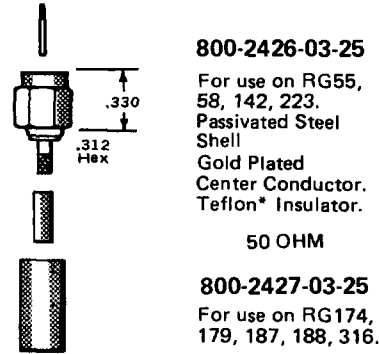
FEMALE TERMINATION



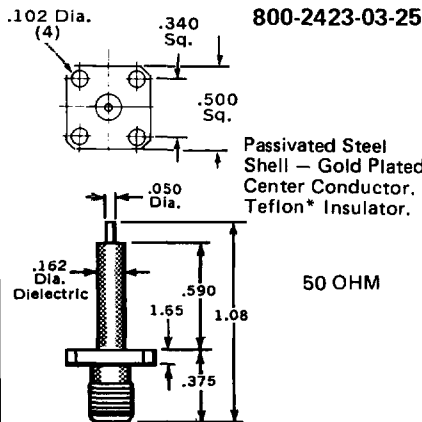
CRIMP CABLE PLUG - FEMALE



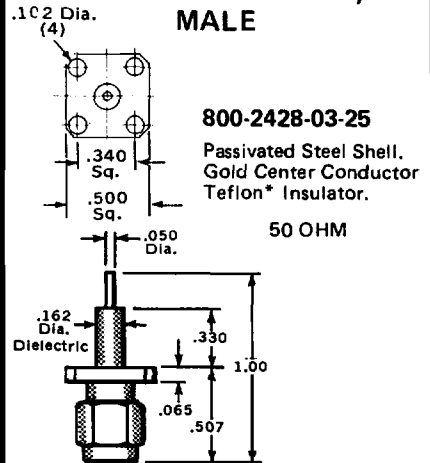
CRIMP CABLE PLUG - MALE



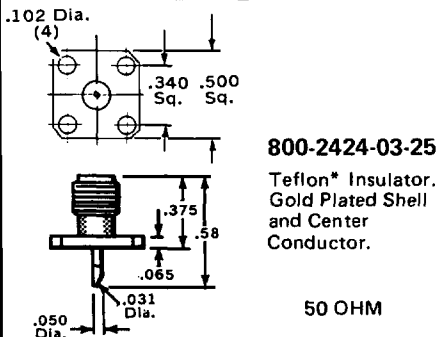
PANEL RECEPTACLE, FEMALE



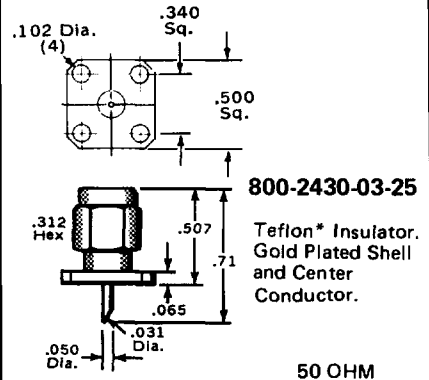
PANEL RECEPTACLE, MALE



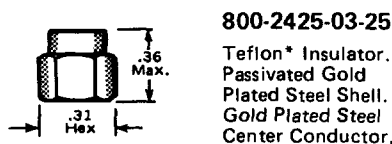
PANEL RECEPTACLE, FEMALE



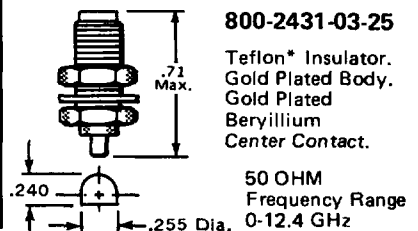
PANEL RECEPTACLE - MALE



SMA SHORTING PLUG



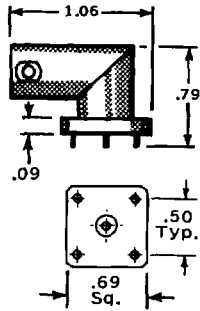
SMA - FEMALE BULKHEAD RECEPTACLE



COAXIAL PC MOUNTS

TYPE "N" ADAPTERS & ACCESSORIES

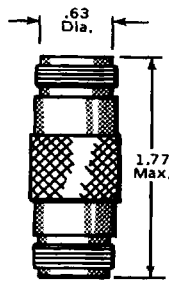
RIGHT ANGLE BNC FEMALE PC MOUNT



800-2458-03-25
Teflon* Insulator.
Gold Plated
Center Contact.
Brass Silver Plated
PC Pins.
.038 Dia. x .13 Long.

50 OHM
500 VRMS

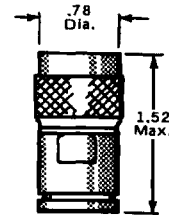
TYPE "N" FEMALE TO FEMALE



800-2417-03-25
Teflon* Insulator.
Gold Plated
Beryllium
Center Contacts.

50 OHM
1000 VRMS

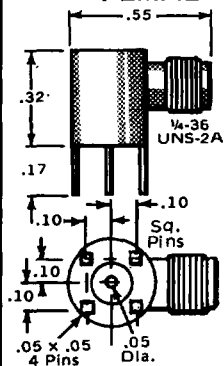
TYPE "N" MALE CABLE PLUG



800-2420-03-25
For use on RG8, 9,
11, 13, 213, 214,
216, and 225.
Teflon* Insulator
Gold Plated Brass
Center Contact.

50 OHM
1000 VRMS

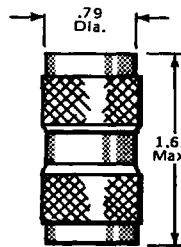
SMA RIGHT ANGLE FEMALE PC MOUNT



800-2404-03-25
Teflon* Insulator.
Gold Plated
Beryllium
Body and
Center Contact.

50 OHM
1000 VRMS

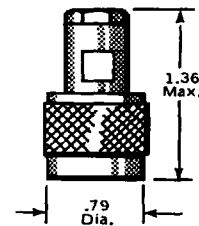
TYPE "N" MALE TO MALE



800-2418-03-25
Teflon* Insulator.
Phosphor Bronze
Outer Finger Contacts.
Gold Plated Male
Center Contacts.

50 OHM
1000 VRMS

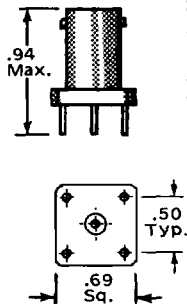
TYPE "N" MALE CABLE PLUG



800-2421-03-25
For use on RG55,
58, 141, 142, 223,
and 400.
Teflon* Insulator.
Gold Plated Brass
Center Contact.

50 OHM
1000 VRMS

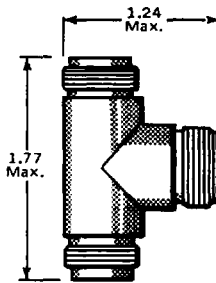
BNC FEMALE PC MOUNT



800-2459-03-25
Teflon* Insulator.
Gold Plated
Center Contact.
Silver Plated
Brass PC Pins
.038 Dia. x .25 Long.

50 OHM
500 VRMS

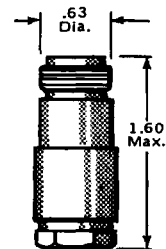
TYPE "N" TEE 3 FEMALES



800-2483-03-25
Teflon* Insulator.
Gold Plated
Beryllium
Center Contacts.

50 OHM
1000 VRMS

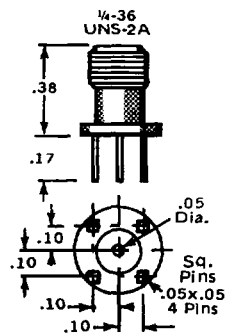
TYPE "N" FEMALE CABLE JACK



800-2422-03-25
For use on RG8, 9,
11, 13, 213, 214,
216, and 225.
Teflon* Insulator.
Gold Plated
Beryllium
Center Contact.

50 OHM
1000 VRMS

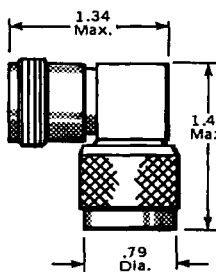
SMA FEMALE PC MOUNT



800-2405-03-25
Teflon* Insulator.
Gold Plated
Beryllium Body
and Center Contact.

50 OHM
1000 VRMS

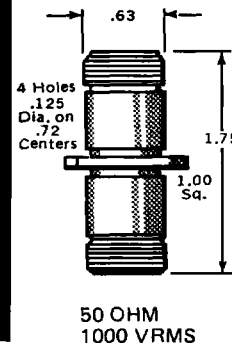
RIGHT ANGLE TYPE "N" FEMALE TO TYPE "N" MALE



800-2419-03-25
Teflon* Insulator.
Phosphor Bronze
Outer Finger Contacts.
Gold Plated
Beryllium Male
and Female
Center Contact.

50 OHM
1000 VRMS

TYPE "N" FEMALE TO FEMALE FLANGE MOUNT



800-2484-03-25
Teflon* Insulator.
Gold Plated
Beryllium
Center Contact.

50 OHM
1000 VRMS

PANEL/BULKHEAD RECEPTACLES

CRIMP TYPE PUSH-ON BNC MALE

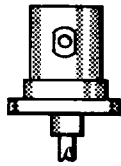


800-2497-03-25

For use on RG58
and 141
Teflon* Insulator.
Gold Plated
Brass Center Pin

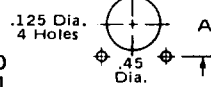
50 OHM
500 VRMS

BNC FEMALE PANEL RECEPTACLE



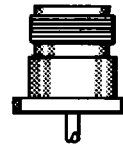
800-2507-03
800-2479-03-25
Teflon* Insulator.
Gold Plated
Beryllium
Center Contact.

50 OHM
500 VRMS



800-2507 .500
800-2479 .531

TYPE "N" FEMALE PANEL RECEPTACLE




800-2466-03-25

Teflon* Insulated.
Gold Plated
Beryllium
Center Contact.



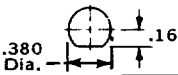
50 OHM
1000 VRMS

BNC FEMALE BULKHEAD RECEPTACLE



800-2416-03-25

Teflon* Insulator.
Gold Plated
Beryllium
Center Contact.
Mounts in Panels
Up To .13 Thick.



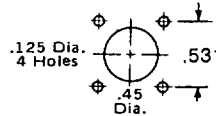
50 OHM
500 VRMS

BNC MALE PANEL RECEPTACLE



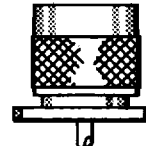
800-2480-03-25

Teflon* Insulator.
Beryllium Outer
Finger Contact.
Gold Plated
Male Center
Contact.



50 OHM
500 VRMS

TYPE "N" MALE PANEL RECEPTACLE



800-2467-03-25

Teflon* Insulator.
Phosphor Bronze
Outer Finger Contact.
Gold Plated Male
Center Contact.



50 OHM
1000 VRMS

BNC MALE BULKHEAD RECEPTACLE



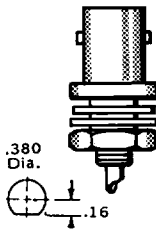
800-2476-03-25

Teflon* Insulated.
Gold Plated
Brass Center Contact.
Beryllium Outer
Finger Contact.



50 OHM
500 VRMS

BNC FEMALE PRESSURIZED BULKHEAD RECEPTACLE



800-2481-03-25

Teflon* Insulator.
Silicone Rubber
O-Ring withstands
50 PSI.
Gold Plated
Beryllium Copper
Center Contact.
Mounts in Panels
Up To .24 Thick.

50 OHM
500 VRMS

UHF FEMALE PANEL RECEPTACLE



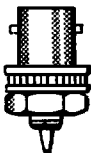
800-2468-03-25

Teflon* Insulator.
Gold Plated
Phosphor Bronze
Center Contact.



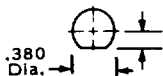
500 VRMS

BNC FEMALE BULKHEAD RECEPTACLE 75 OHMS



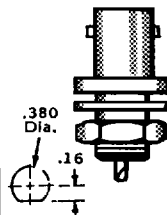
800-2477-03-25

Teflon* Insulator.
Gold Plated
Beryllium
Center Contact.
Mounts in Panels
Up To .130 Thick.



75 OHM
500 VRMS

BNC HERMETICALLY SEALED FEMALE BULKHEAD RECEPTACLE

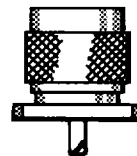


800-2482-03-25

Teflon* Insulator.
Gold Plated
Beryllium
Center Contact.
Silicone Rubber
O-Ring withstands
50 PSI.
Mounts in Panels
Up To .37 Thick.

50 OHM
500 VRMS

UHF MALE PANEL RECEPTACLE



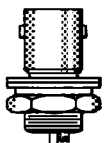
800-2469-03-25

Teflon* Insulator.
Gold Plated
Male Center
Conductor.



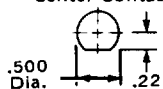
500 VRMS

BNC ISOLATED GROUND FEMALE BULKHEAD RECEPTACLE



800-2478-03-25

Polytetrafluoroethylene
Insulator.
Gold Plated
Beryllium
Center Contact



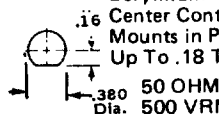
50 OHM
500 VRMS

BNC ISOLATED GROUND FEMALE BULKHEAD RECEPTACLE (.38 DIA. MOUNTING HOLE)



800-2540-03-25

Valox Insulator.
Gold Plated
Beryllium
Center Contact.
Mounts in Panels
Up To .18 Thick.



50 OHM
500 VRMS

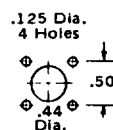
TNC FEMALE PANEL RECEPTACLE



800-2410-03-25

Teflon* Insulator.
Gold Plated
Beryllium
Center Conductor.

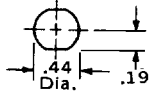

.109 Dia.
4 Holes



50 OHM
500 VRMS

BULKHEAD RECEPTACLES

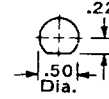
TYPE "N" FEMALE BULKHEAD RECEPTACLE



800-2470-03-25
Teflon* Insulator.
Gold Plated
Beryllium
Center Contact.

50 OHM
1000 VRMS

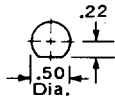
TNC ISOLATED GROUND FEMALE BULKHEAD RECEPTACLE



800-2474-03-25
Teflon* Insulator.
Gold Plated Beryllium
Center Contact.
Mounts in Panels Up
To .17 Thick.

50 OHM
500 VRMS

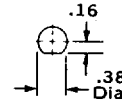
UHF FEMALE BULKHEAD RECEPTACLE



800-2472-03-25
Teflon* Insulator.
Gold Plated
Center Contact

50 OHM
500 VRMS

TNC FEMALE BULKHEAD RECEPTACLE



800-2473-03-25
Teflon* Insulator.
Gold Plated
Beryllium
Center Contact.
Mounts in Panels
Up To .13 Thick.

50 OHM
500 VRMS

TWINAXIAL & TRIAXIAL CONNECTORS

SPECIFICATIONS

Bodies and Fittings – Tarnish Resistant Brass QQ-B-626 Alloy
360 ½ Hard.
Insulator – Teflon MIL-P-19468

Center Contacts – Female – Gold Plated Beryllium Copper
QQ-530 Cond. Ht.
Male – Gold Plated Brass QQ-B-626
Alloy 360, ½ Hard.
Outer Contacts – Beryllium QQ-C-530 Cond. Ht.

BNC FEMALE TO TRIAXIAL MALE



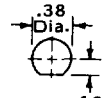
800-2488-03-25

500 VRMS

TRIAXIAL HERMETIC SEALED BULKHEAD FEMALE



800-2489-03-25
Gasket Seal Will
Withstand 50 PSI.

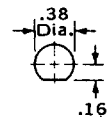


500 VRMS

TRIAXIAL BULKHEAD FEMALE

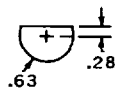


800-2498-03-25
3 Lug
Mounts in Panels Up
To .025 Thick.



500 VRMS

TRIAXIAL ISOLATED GROUND FEMALE BULKHEAD RECEPTACLE



800-2491-03-25

500 VRMS

TRIAXIAL MALE CABLE PLUG – FOR TRIAX CABLE



800-2492-03-25
2 Lug.

800-2499-03-25
3 Lug.
For use with
Belden 9222
Cable.
50 OHM
.242 O.D. Jacket.

500 VRMS

SPECIFY – CONCORD®
"THE COMPONENT PEOPLE"

*Teflon® is Du Pont's registered trademark.

30 GREAT JONES STREET
NEW YORK, N.Y. 10012-1115
(212) 777-6571 • 1-800-847-4162
FAX (212) 995-0161

TWINAXIAL & TRIAXIAL CONNECTORS

TRIAXIAL MALE CABLE PLUG – FOR TWINAX CABLE



800-2493-03-25
For use with
Belden 9272
Cable
78 OHM
.242 O.D. Jacket.

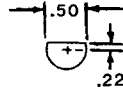
500 VRMS

TRIAXIAL BULKHEAD FEMALE (TWO LUG)



500 VRMS

800-2494-03-25
For use with
Microdot Cable
293-3390
.175 O.D. Jacket

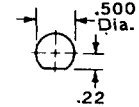


FEMALE TO FEMALE TRIAXIAL BULKHEAD FEEDTHRU (TWO LUG)




500 VRMS

800-2505-03-25
Supplied With
Silicone Rubber
O-Ring



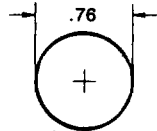
TWINAX BULKHEAD RECEPTACLE



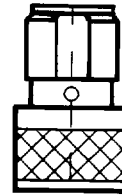
500 VRMS

800-2495-03-25
Mounts in Panels
Up To .127 Thick.

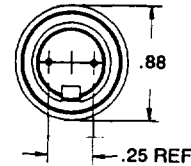
MOUNTING HOLE



TWINAX MALE CABLE PLUG



800-2496-03-25
For Use on
RG108 Cable.

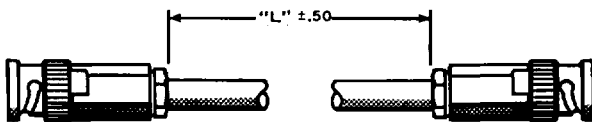


500 VRMS

TRIAXIAL CABLES

3 LUG TRIAXIAL CABLE ASSEMBLY TRIAXIAL CONNECTORS

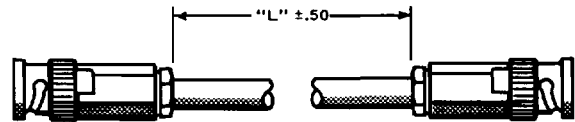
Part No.	Length
795-5064-25	36 Inches
795-5065-25	60 Inches



Uses Connectors 800-2499-03-25 and Belden Cable 9222 With The Following Characteristics: Impedance: 50 Ohms #20 Awg (7 x 28) Polyethylene Insulation, Tinned Copper Shield, .242 O.D. Capacitance Between Conductors 30.8 pF/Ft. Rated 500 VRMS

2 LUG TRIAXIAL CABLE ASSEMBLY TRIAXIAL CONNECTORS

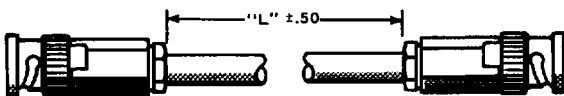
Part No.	Length
795-5066-25	36 Inches
795-5067-25	60 Inches



Uses Connectors 800-2492-03-25 and Belden Cable 9222. Description as Above.

2 LUG TWINAXIAL CABLE ASSEMBLY TRIAXIAL CONNECTORS

Part No.	Length
795-5094-25	18 Inches
795-5095-25	24 Inches
795-5096-25	36 Inches
795-5097-25	48 Inches
795-5098-25	60 Inches



Uses Connectors 800-2493-03-25 and Belden Cable 9272 With The Following Characteristics: Impedance: 78 Ohms 2 Conductors Shielded #20 Awg (7 x 28) With Polyethylene Insulation, Tinned Copper Shield. .242 O.D. Capacitance Between Conductors 19.7 pF/Ft. Rated 500 VRMS.

WE CROSS REFERENCE MOST MAJOR MANUFACTURERS

SPECIFY –
CONCORD[®]
"THE COMPONENT PEOPLE"