


PART NUMBER: VABD3**DESCRIPTION:** dc-dc converter**features**

- 3W Isolated output
- efficiency to 80%
- 2:1 input range
- regulated outputs
- Pi input filter
- low ripple and noise
- 24-Pin DIP package
- continuous short circuit protection
- meets EN55022 Class B, conducted
- remote ON/OFF option
- single output



model number ^{1, 2, 3, 4}	input voltage	output voltage	output current	input current		efficiency
				no load	full load	
VABD3-D12-S3R3	9-18VDC	3.3VDC	600mA	7.5mA	236mA	70%
VABD3-D12-S5	9-18VDC	5VDC	600mA	7.5mA	340mA	73%
VABD3-D12-S12	9-18VDC	12VDC	250mA	7.5mA	320mA	78%
VABD3-D12-S15	9-18VDC	15VDC	200mA	7.5mA	329mA	76%
VABD3-D12-D5	9-18VDC	±5VDC	±300mA	12mA	340mA	73%
VABD3-D12-D12	9-18VDC	±12VDC	±125mA	12mA	329mA	76%
VABD3-D12-D15	9-18VDC	±15VDC	±100mA	12mA	333mA	75%
VABD3-D24-S3R3	18-36VDC	3.3VDC	600mA	5mA	113mA	73%
VABD3-D24-S5	18-36VDC	5VDC	600mA	5mA	168mA	74%
VABD3-D24-S12	18-36VDC	12VDC	250mA	5mA	156mA	80%
VABD3-D24-S15	18-36VDC	15VDC	200mA	5mA	156mA	80%
VABD3-D24-D5	18-36VDC	±5VDC	±300mA	7.5mA	168mA	74%
VABD3-D24-D12	18-36VDC	±12VDC	±125mA	7.5mA	156mA	80%
VABD3-D24-D15	18-36VDC	±15VDC	±100mA	7.5mA	160mA	78%
VABD3-D48-S3R3	36-72VDC	3.3VDC	600mA	3mA	58mA	71%
VABD3-D48-S5	36-72VDC	5VDC	600mA	2mA	82mA	76%
VABD3-D48-S12	36-72VDC	12VDC	250mA	2mA	82mA	77%
VABD3-D48-S15	36-72VDC	15VDC	200mA	2mA	82mA	77%
VABD3-D48-D5	36-72VDC	±5VDC	±300mA	3mA	82mA	76%
VABD3-D48-D12	36-72VDC	±12VDC	±125mA	3mA	82mA	76%
VABD3-D48-D15	36-72VDC	±15VDC	±100mA	3mA	82mA	76%

NOTES:

1. suffix "HM" for 1.5K Vdc isolation
2. suffix "H" for 3K Vdc isolation
3. suffix "-SMT" for SMT case style
4. suffix "-1" for on/off control option

PART NUMBER: VABD3**DESCRIPTION:** dc-dc converter**INPUT**

input voltage range	12V	9-18V
	24V	18-36
	48V	36-72
input filter	Pi Type	

OUTPUT

voltage accuracy		±2.0% max.
voltage balance (dual)		±1.0% max.
temperature coefficient		±0.05% / °C max.
ripple and noise, 20MHz BW	3.3V / 5V	100mV p-p max.
	12V / 15V	1% p-p max.
short circuit protection		continuous
line regulation	single/dual ¹	±0.5%
load regulation	single ²	±0.5%
	dual ³	±1.0%

GENERAL SPECIFICATIONS

efficiency	see table
isolation resistance	10 ⁹ Ohms
switching frequency	100kHz min.
isolation resistance	10 ⁹ Ohms
operating temperature range	-25°C to +71°C
storage temperature	-40°C to +100°C
case Temp.(plastic case)	95°Cmax.
(copper case)	100°Cmax.
cooling	free air convection
EMI/RFI	conductive EMI Meet EN55022 Class B
dimensions	1.25x0.8x0.5 inches (31.8x20.3x12.7mm)

ISOLATION VOLTAGE

500 VDC min	standard models
1.5K VDC mon	suffix "HM" models
3K VDC min ⁴	suffix "H" models

CASE MATERIAL

standard models	non-conductive black plastic
suffix "M" models ⁵	black coated copper with non-conductive base

NOTES:

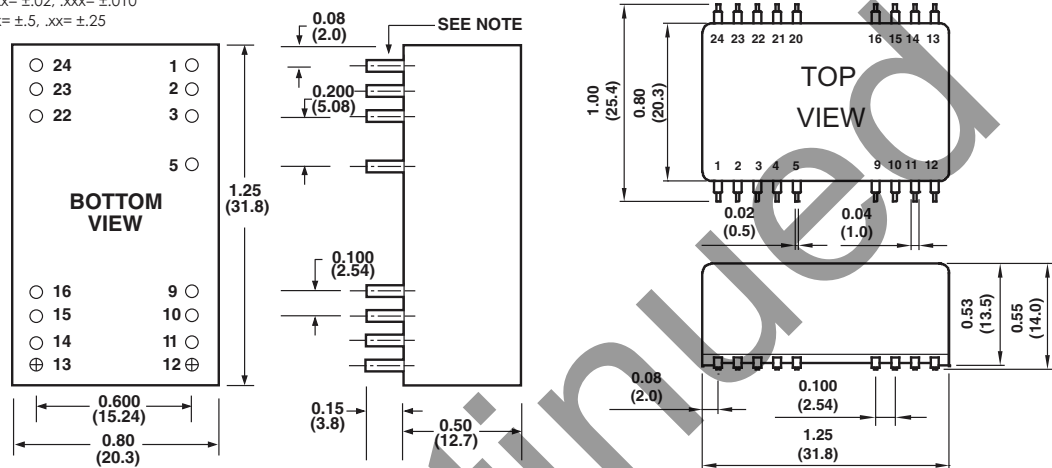
1. measured from high line to low line
2. measured from full load to 10% load
3. measured from full load to 1/4 load
4. non-conductive black plastic only
5. suffix "-1" to the model number with
remote on/off for "H"/"HM" versions only

PART NUMBER: VABD3

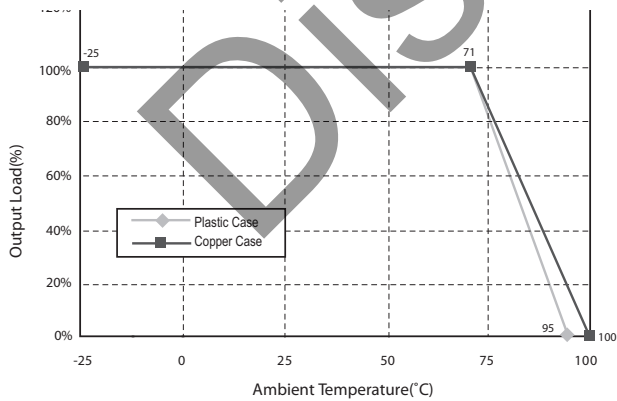
DESCRIPTION: dc-dc converter

DIMENSIONS (mm)

NOTE: Pin Size is 0.02" Inch (0.5mm) DIA
All Dimensions In Inches(mm)
Tolerance Inches: .xx= ±.02, .xxx= ±.010
Millimeters: .x= ±.5, .xx= ±.25



DERATING CURVE



PIN CONNECTIONS

500 VDC					1.5K & 3K VDC				
Pin	Single Output		Dual Output		Pin	Single Output		Dual Output	
	DIP	SMD	DIP	SMD		DIP	SMD	DIP	SMD
1,24	+V Input		+V Input		1,24	NP	NC	NP	NC
2,23	NC		-V Output		2,3	-V Input		-V Input	
3,22	NC		Common		4	NP	NC	NP	NC
4	NP	NC	NP	NC	5	NP/ Remote On/Off	NC/ Remote On/Off	NP/ Remote On/Off	NC/ Remote On/Off
5	NP	NC	NP	NC	9	NC		Common	
9	NP	NC	NP	NC	10,15	NC		NC	
10,15	-V Output		Common		11	NC		-V Output	
11,14	+V Output		+V Output		12,13	NP	NC	NP	NC
12,13	-V Input		-V Input		14	+V Output		+V Output	
16	NP	NC	NP	NC	16	-V Output		Common	
20	NP	NC	NP	NC	20,21	NP	NC	NP	NC
21	NP	NC	NP	NC	22,23	+V Input		+V Input	

*NP-NO PIN

*Remote On/Off (Option)

*NC-NO CONNECTION WITH PIN