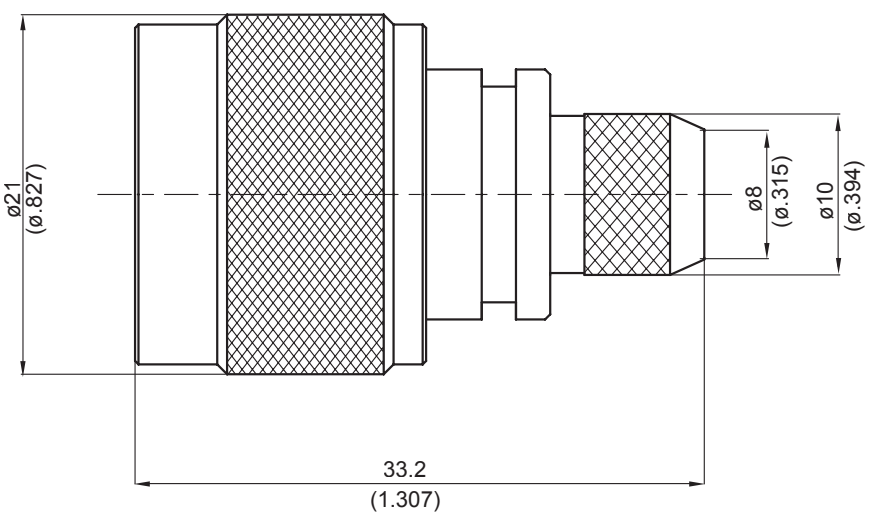


N3100-08DF	N Plug Crimp	50Ω																											
																													
<table border="1" style="width: 100%; border-collapse: collapse;"> <thead> <tr> <th style="width: 15%;">Parts</th> <th style="width: 15%;">Material</th> <th style="width: 70%;">Plating (Micro-inch)</th> </tr> </thead> <tbody> <tr> <td>Ferrule</td> <td>Brass</td> <td>Tin-Zinc-Copper-Alloy 100 Over Copper 50</td> </tr> <tr> <td>Contact Pin</td> <td>Brass</td> <td>Gold 5 Over Nickel 50 Over Copper 50</td> </tr> <tr> <td>Retainer Ring</td> <td>Brass</td> <td>Tin-Zinc-Copper-Alloy 100 Over Copper 50</td> </tr> <tr> <td>Gasket</td> <td>Silicon</td> <td></td> </tr> <tr> <td>Contact Body</td> <td>Brass</td> <td>Tin-Zinc-Copper-Alloy 100 Over Copper 50</td> </tr> <tr> <td>Insulator</td> <td>Teflon</td> <td></td> </tr> <tr> <td>Body</td> <td>Brass</td> <td>Tin-Zinc-Copper-Alloy 100 Over Copper 50</td> </tr> <tr> <td>Coupling Nut</td> <td>Brass</td> <td>Tin-Zinc-Copper-Alloy 100 Over Copper 50</td> </tr> </tbody> </table>			Parts	Material	Plating (Micro-inch)	Ferrule	Brass	Tin-Zinc-Copper-Alloy 100 Over Copper 50	Contact Pin	Brass	Gold 5 Over Nickel 50 Over Copper 50	Retainer Ring	Brass	Tin-Zinc-Copper-Alloy 100 Over Copper 50	Gasket	Silicon		Contact Body	Brass	Tin-Zinc-Copper-Alloy 100 Over Copper 50	Insulator	Teflon		Body	Brass	Tin-Zinc-Copper-Alloy 100 Over Copper 50	Coupling Nut	Brass	Tin-Zinc-Copper-Alloy 100 Over Copper 50
Parts	Material	Plating (Micro-inch)																											
Ferrule	Brass	Tin-Zinc-Copper-Alloy 100 Over Copper 50																											
Contact Pin	Brass	Gold 5 Over Nickel 50 Over Copper 50																											
Retainer Ring	Brass	Tin-Zinc-Copper-Alloy 100 Over Copper 50																											
Gasket	Silicon																												
Contact Body	Brass	Tin-Zinc-Copper-Alloy 100 Over Copper 50																											
Insulator	Teflon																												
Body	Brass	Tin-Zinc-Copper-Alloy 100 Over Copper 50																											
Coupling Nut	Brass	Tin-Zinc-Copper-Alloy 100 Over Copper 50																											
Weight: Suitable Cables: 8D-FB																													

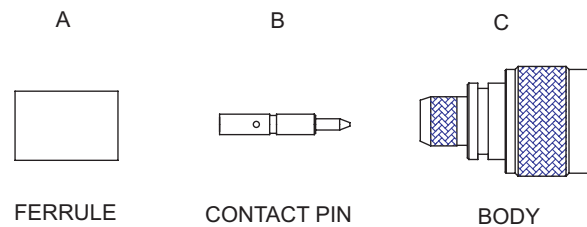
This part number complies with RoHS.

Notice: JYEBAO reserves the right to make modifications deemed appropriate.

CABLE ASSEMBLY INSTRUCTION

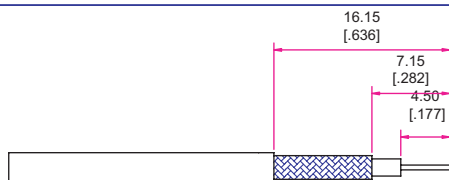
N3100-08DF

JYE BAO CO., LTD.

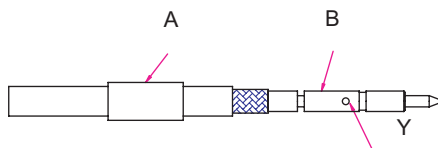


DIAGRAM

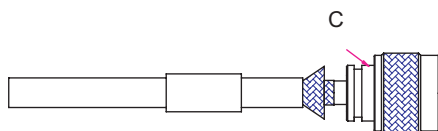
ASSEMBLY INSTRUCTION



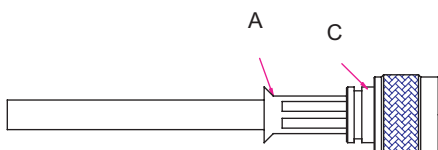
Step 1: STRIP AS SHOWN.



Step 2: SLIDE FERRULE "A" OVER CABLE.
Step 3: PUT PIN "B" ON CENTER CONDUCTOR AND SOLDER IN "Y".



Step 4: LOOSEN BRAIDING AND SLIDE CONNECTOR "C" IN PLACE.



Step 5: SLIDE FERRULE "A" TOWARDS THE CONNECTOR AND CRIMP.

This part number complies with RoHS.

Notice: JYEBAO reserves the right to make modifications deemed appropriate.