

# PHASE-LOCKED COAXIAL RESONATOR OSCILLATOR

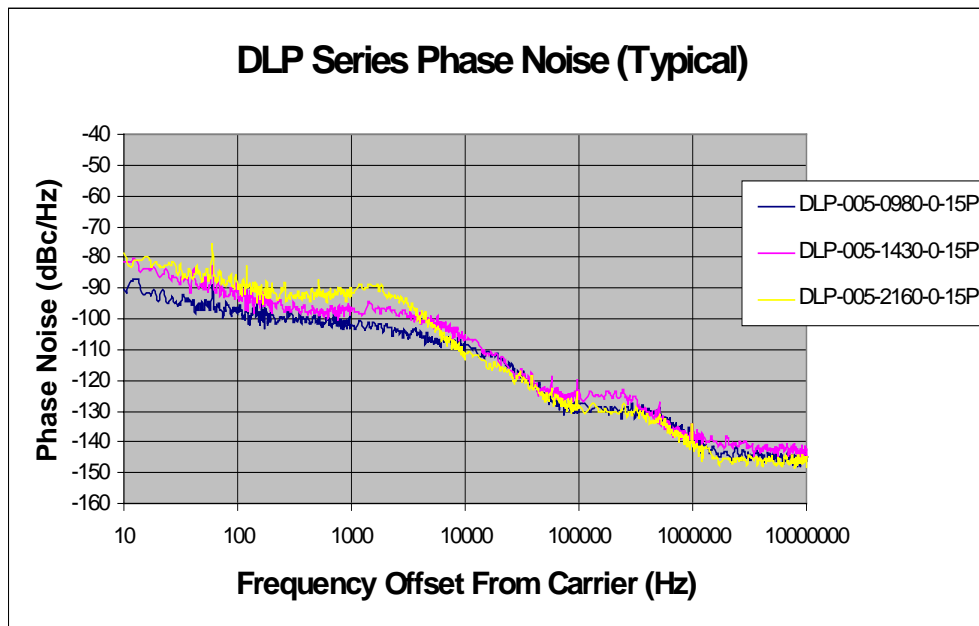
## DLP SERIES: 200 – 3200 MHz

### FEATURES

- Low susceptibility to vibration
- Three-year warranty
- 100% environmental screening

### OPTIONS

- Higher output power
- Dual RF outputs (50 dB isolation)
- DC and status filtercons

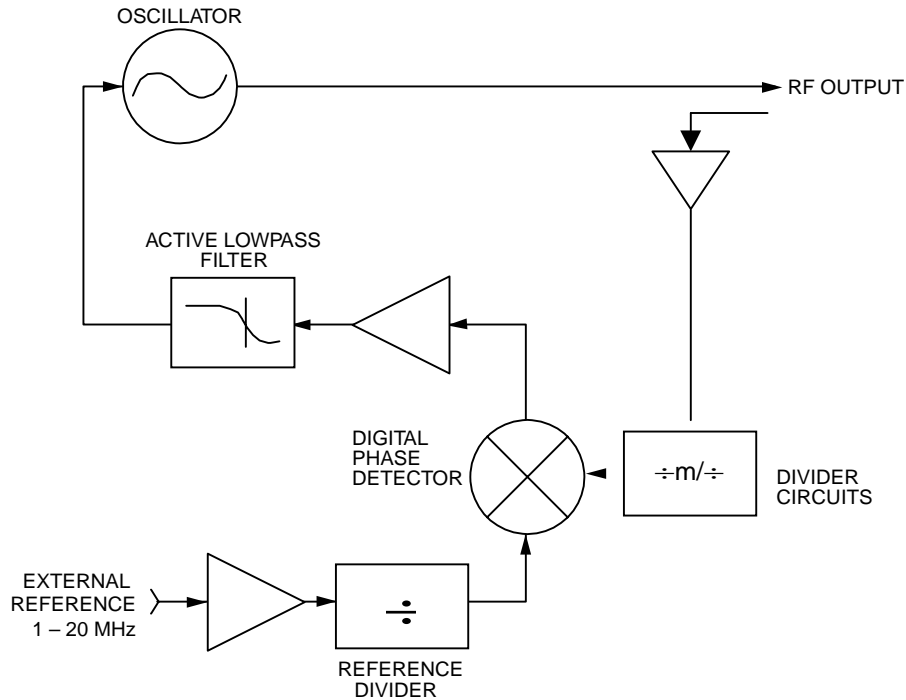


### ELECTRICAL SPECIFICATIONS

Output frequency range	200 – 3200 MHz
Output power	+13 dBm minimum
Output power variation (0 to 60°C)	±1.5 dB maximum
Phase noise	See graph
Harmonic output	-20 dBc maximum
Spurious output	-80 dBc maximum
Input reference frequency	1 – 200 MHz
Input power level	0 ±3 dBm
Input impedance	50 ohms
Load VSWR	1.5:1 nominal
DC power requirements (Note 1)	+15 or +20 volts @ 250 mA typical
Note 1: Add 100 mA @ +V for dual output.	

# PHASE-LOCKED COAXIAL RESONATOR OSCILLATOR

## BLOCK DIAGRAM



## ORDERING INFORMATION

Input reference 1 – 20 MHz

**DLP** -   -     -  -  **P** -

Input freq. (MHz)      Output freq. (MHz)      Alarm      Supply Voltage +15 to +20V      Dual Output Unit (DO)

For special requirements, please contact factory.

## ALARM OPTIONS:

- 0. 0 Volts in Lock, +V out of Lock
- 3. TTL; Low in Lock, High out of Lock
- 4. TTL; High in Lock, Low out of Lock

## MECHANICAL SPECIFICATIONS

Outline drawing ..... 138411  
 Weight ..... 0.5 pounds nominal  
 RF connectors ..... SMA female  
 DC connectors ..... 9-pin filtered D type

## ENVIRONMENTAL SPECIFICATIONS

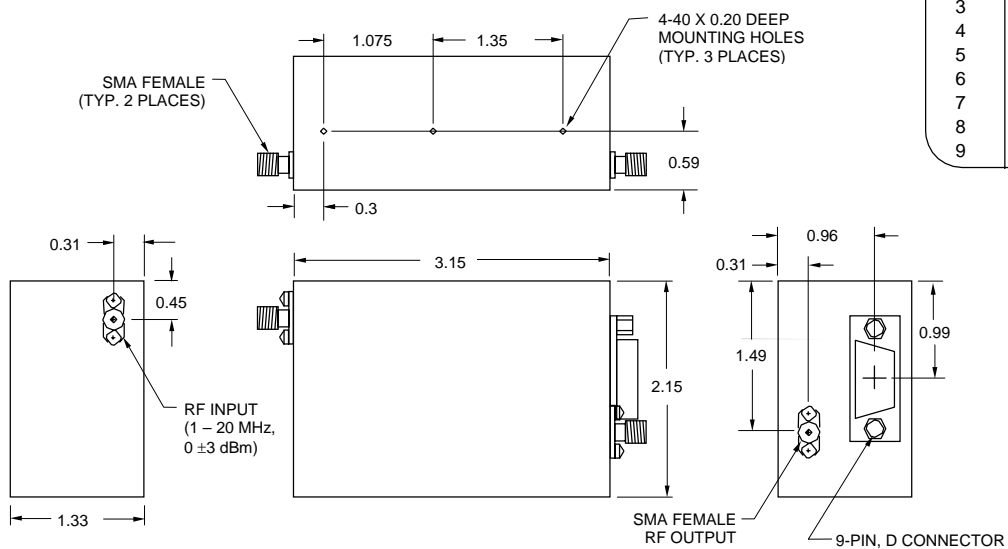
Temperature  
 Operating ..... -25 to +75°C  
 Storage ..... -45 to +85°C  
 Humidity ..... 95% at 40°C noncondensing  
 Shock (survival) ..... 30 g's, 10 ms pulse  
 Vibration (survival) ..... 20 to 2000 Hz random to 4 g's



# PHASE-LOCKED COAXIAL RESONATOR OSCILLATOR

## OUTLINE DRAWINGS

### DLP SERIES



### D CONNECTOR PINOUTS

PIN	FUNCTION
1	+VOLTAGE
2	VCO Ø VOLTAGE
3	ALARM
4	+5 V
5	GROUND
6	+VOLTAGE
7	N/C
8	+5 V
9	GROUND