

S2S5 Pin Diode Switch


Single Pole, Two Throw

Absorptive



Features:

- Incorporated TTL-compatible driver for convenient system integration and operates from +5 V and -15 V DC power supplies.
- DC blocks at all RF ports.
- Ruggedized construction.
- RoHS-compliant versions available.
- Hermetic versions available.



Specifications:

Parameter	Specification	Units
Frequency Range	2 – 12	GHz
Insertion Loss (max)	2.2	dB
VSWR (max) 50 ohms	1.9	ratio
Isolation (min)	70	dB
Switching Speed (max)	100	nsec
CW RF Power, Operating (max)	0.5	W

Notes:

DC Bias: (Standard)	+5 V +/- 0.5 V @ 80 mA max -15 V +/- 3 V @ 50 mA max
DC Bias: (-5 option)	+5 V +/- 0.5 V @ 100 mA max -5 V +/- 0.5 V @ 60 mA max
DC Bias: (-12 option)	+15 V +/- 3 V @ 80 mA max -15 V +/- 3 V @ 50 mA max
Control:	TTL 0 = Low Loss E1 controls J2 – J1 TTL 1 = Isolation E2 controls J3 – J1
Single Bit Control: (-1 option)	E1=0: J2 – J1 Low Loss, J3 – J1 Isolation E1=1: J3 – J1 Low Loss, J2 – J1 Isolation

Absorptive Switch: 50 ohm termination present at J2 and J3 (in isolation mode).

Switching speed is defined as 50% TTL to 90% RF (t-on) and 50% TTL to 10% RF (t-off).

Environmental Specifications:

MIL-E-5400, MIL-STD-202, MIL-E-16400	
Operating Temp:	-55 °C to +85 °C
Storage Temp:	-65 °C to +125 °C
Humidity:	MIL-STD-202F, M103, Cond B
Shock:	MIL-STD-202F, M213, Cond B
Altitude:	MIL-STD-202F, M105, Cond B
Vibration:	MIL-STD-202F, M204, Cond B
Thermal Shock:	MIL-STD-202F, M107, Cond A
Temperature Cycle:	MIL-STD-202F, M105C, Cond D

Mechanical Specifications:

Case Styles:	S2 Outline (Two bit control) S2-1 Outline (Single bit control)
Finish:	Gold Plate per MIL-G-45204 Chem film per MIL-C-5541
Bias & Control Pins:	ø0.02" x 0.15" long
Weight:	20 g max
Mounting:	ø0.10" through holes (4) places

Screening:

Internal Visual per MIL-STD-883, Method 2017
Temperature Cycle: -65 °C to +100 °C, 10 cycles

Hermetically-sealed switches are fine and gross leak checked per MIL-STD-883, Method 1014.

Optional High-Rel screening available upon request. Contact the factory to discuss your screening requirements.

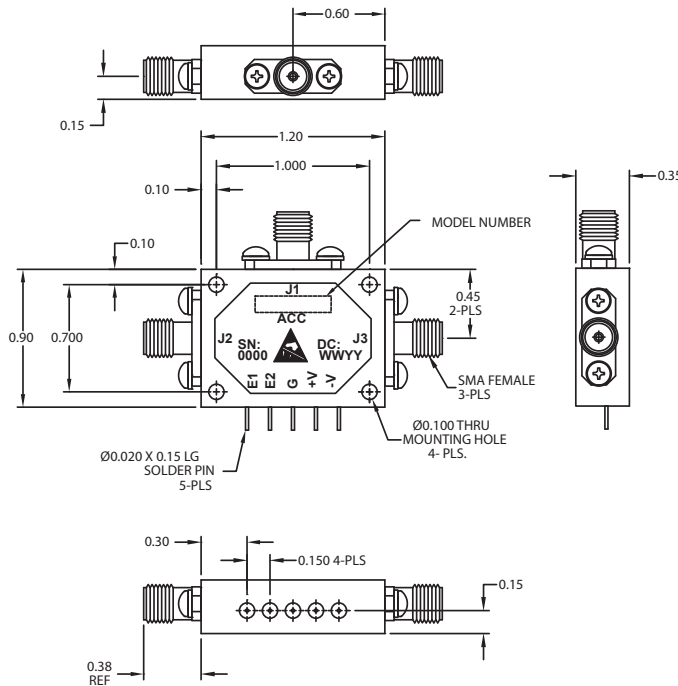


Revision Date: 2/7/2014

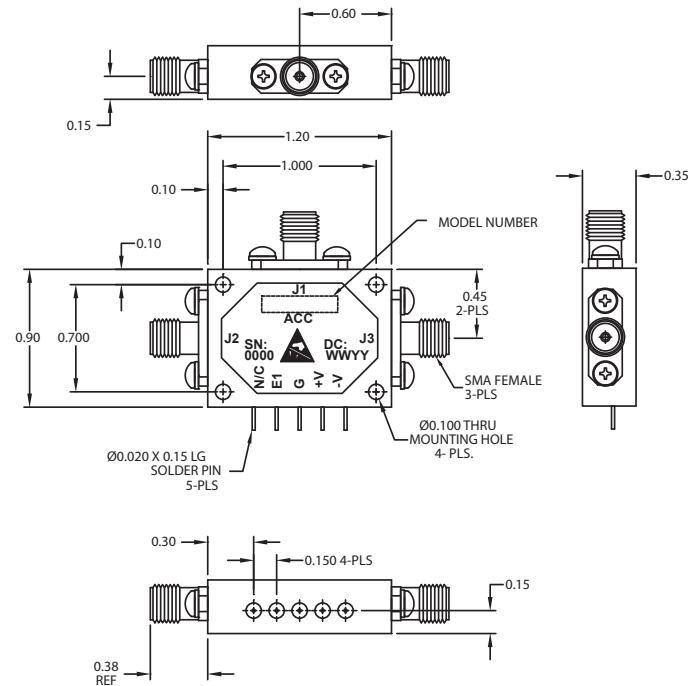
40 Industrial Way East, Eatontown, NJ 07724 [USA]
Phone: (732) 460-0212, Fax: (732) 460-0214
www.aeroflex.com/ASCS, email: acc-sales@eroflex.com

S2S5 Pin Diode Switch SP2T, Absorptive

Outline Drawing:



OUTLINE CASE STYLE S2



OUTLINE CASE STYLE S2-1

Part Number Ordering Information:

- Add "-RC" suffix: RoHS-compliant
- Add "-H" suffix: Hermetic seal
- Add "-5" suffix: +/-5 V DC supplies
- Add "-5-RC" suffix: +/-5 V DC supplies, RoHS-compliant
- Add "-5-H" suffix: +/-5 V DC supplies, Hermetic seal
- Add "-12" suffix: +/-15 V DC supplies
- Add "-12-RC" suffix: +/-15 V DC supplies, RoHS-compliant
- Add "-12-H" suffix: +/-15 V DC supplies, Hermetic seal
- Add "-1": Single bit logic control
- Add "-1-RC" suffix: Single bit logic control, RoHS-compliant
- Add "-1-H" suffix: Single bit logic control, Hermetic seal
- Add "-1-5" suffix: Single bit logic control, +/-5 V DC supplies
- Add "-1-5-RC" suffix: Single bit logic control, +/-5 V DC supplies, RoHS-compliant
- Add "-1-5-H" suffix: Single bit logic control, +/-5 V DC supplies, Hermetic seal
- Add "-1-12" suffix: Single bit logic control, +/-15 V DC supplies
- Add "-1-12-RC" suffix: Single bit logic control, +/-15 V DC supplies, RoHS-compliant
- Add "-1-12-H" suffix: Single bit logic control, +/-15 V DC supplies, Hermetic seal

Aeroflex Signal & Control Solutions

Aeroflex Microelectronic Solutions
40 Industrial Way East
Eatontown, NJ 07724 [USA]
Fax: (732) 460-0214

Sales

Phone: (732) 460-0212
ACC-sales@aeroflex.com

www.aeroflex.com/Microwave www.aeroflex.com/ASCS

Aeroflex Signal & Control Solutions reserves the right to make changes to any products and services herein at any time without notice. Consult Aeroflex or an authorized sales representative to verify that the information in this data sheet is current before using this product. Aeroflex does not assume any responsibility or liability arising out of the application or use of any product or service described herein, except as expressly agreed to in writing by Aeroflex; nor does the purchase, lease, or use of a product or service from Aeroflex convey a license under any patent rights, copyrights, trademark rights, or any other of the intellectual rights of Aeroflex or of third parties.

Copyright 2014 Aeroflex Signal & Control Solutions. All rights reserved.

ISO 9001:2008 certified



Our passion for performance is defined by three attributes represented by these three icons: solution-minded, performance-driven and customer-focused.