



1N4728A SERIES

SILICON ZENER DIODE

VOLTAGE 3.3 to 68 Volt **POWER** 1 Watt

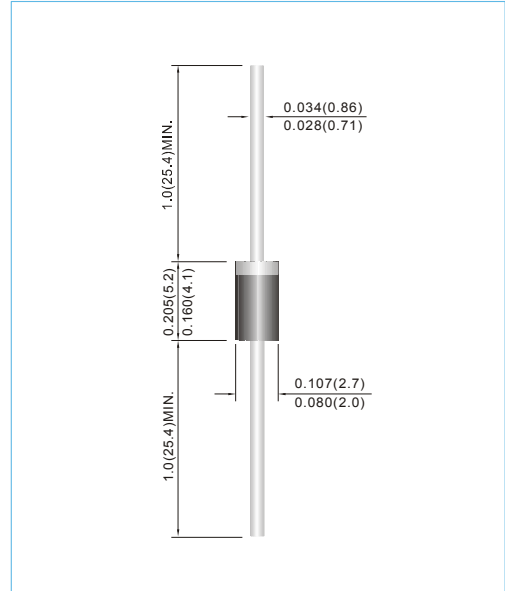
DO-41 Unit : inch(mm)

FEATURES

- Low inductance
- High temperature soldering : 260°C /10 seconds at terminals
- Plastic package has Underwriters Laboratory Flammability Classification 94V-O
- Lead free in compliance with EU RoHS 2.0

MECHANICAL DATA

- Case: Molded plastic DO-41
- Epoxy: UL 94V-O rate flame retardant
- Terminals: Axial leads, solderable per MIL-STD-750, Method 2026 guaranteed
- Polarity: Color band denotes cathode end
- Weight: 0.012 ounce, 0.3 gram
- Packing information
 - B - 1K per Bulk box
 - T/R - 5K per 13" paper Reel
 - T/B - 3K per horiz. tape & Ammo box



MAXIMUM RATINGS AND ELECTRICAL CHARACTERISTICS

Ratings at 25°C ambient temperature unless otherwise specified.

| Parameter | Symbol | Value | Units |
|-----------------------------------|------------------|--------------|-------|
| Power Dissipation at Tamb = 25 °C | P _{TOT} | 1* | W |
| Junction Temperature | T _J | -55 to + 150 | °C |
| Storage Temperature Range | T _{STG} | -55 to + 150 | °C |

*Valid provided that leads at a distance of 10mm from case are kept at ambient temperature.



1N4728A SERIES

| Part Number | Nominal Zener Voltage | | | Maximum Zener Impedance | | | | Maximum Leakage Current | | Marking Code |
|----------------|----------------------------------|--------|--------|-----------------------------------|------|-----------------------------------|------|---------------------------------|------|--------------|
| | V _Z @ I _{ZT} | | | Z _{ZT} @ I _{ZT} | | Z _{ZK} @ I _{ZK} | | I _R @ V _R | | |
| | Nom. V | Min. V | Max. V | Ω | mA | Ω | mA | uA | V | |
| 1.0 Watt ZENER | | | | | | | | | | |
| 1N4728A | 3.3 | 3.1 | 3.5 | 10 | 76 | 400 | 1 | 100 | 1 | 1N4728A |
| 1N4730A | 3.9 | 3.7 | 4.1 | 9 | 64 | 400 | 1 | 50 | 1 | 1N4730A |
| 1N4731A | 4.3 | 4.1 | 4.5 | 9 | 58 | 400 | 1 | 10 | 1 | 1N4731A |
| 1N4732A | 4.7 | 4.5 | 4.9 | 8 | 53 | 500 | 1 | 10 | 1 | 1N4732A |
| 1N4733A | 5.1 | 4.8 | 5.4 | 7 | 49 | 550 | 1 | 10 | 1 | 1N4733A |
| 1N4734A | 5.6 | 5.3 | 5.9 | 5 | 45 | 600 | 1 | 10 | 2 | 1N4734A |
| 1N4735A | 6.2 | 5.9 | 6.5 | 2 | 41 | 700 | 1 | 10 | 3 | 1N4735A |
| 1N4736A | 6.8 | 6.46 | 7.14 | 3.5 | 37 | 700 | 1 | 5 | 4 | 1N4736A |
| 1N4737A | 7.5 | 7.13 | 7.88 | 4 | 34 | 700 | 0.5 | 5 | 5 | 1N4737A |
| 1N4738A | 8.2 | 7.79 | 8.61 | 4.5 | 31 | 700 | 0.5 | 5 | 6 | 1N4738A |
| 1N4739A | 9.1 | 8.65 | 9.56 | 5 | 28 | 700 | 0.5 | 0.5 | 7 | 1N4739A |
| 1N4740A | 10 | 9.5 | 10.5 | 7 | 25 | 700 | 0.25 | 0.5 | 7.6 | 1N4740A |
| 1N4741A | 11 | 10.45 | 11.55 | 8 | 23 | 700 | 0.25 | 0.1 | 8.4 | 1N4741A |
| 1N4742A | 12 | 11.4 | 12.6 | 9 | 21 | 700 | 0.25 | 0.1 | 9.1 | 1N4742A |
| 1N4743A | 13 | 12.35 | 13.65 | 10 | 19 | 700 | 0.25 | 0.1 | 9.9 | 1N4743A |
| 1N4744A | 15 | 14.25 | 15.75 | 14 | 17 | 700 | 0.25 | 0.1 | 11.4 | 1N4744A |
| 1N4745A | 16 | 15.2 | 16.8 | 16 | 15.5 | 700 | 0.25 | 0.1 | 12.2 | 1N4745A |
| 1N4746A | 18 | 17.1 | 18.9 | 20 | 14 | 750 | 0.25 | 0.1 | 13.7 | 1N4746A |
| 1N4747A | 20 | 19 | 21 | 22 | 12.5 | 750 | 0.25 | 0.1 | 15.2 | 1N4747A |
| 1N4748A | 22 | 20.9 | 23.1 | 23 | 11.5 | 750 | 0.25 | 0.1 | 16.7 | 1N4748A |
| 1N4749A | 24 | 22.8 | 25.2 | 25 | 10.5 | 750 | 0.25 | 0.1 | 18.2 | 1N4749A |
| 1N4750A | 27 | 25.65 | 28.35 | 35 | 9.5 | 750 | 0.25 | 0.1 | 20.6 | 1N4750A |
| 1N4751A | 30 | 28.5 | 31.5 | 40 | 8.5 | 1000 | 0.25 | 0.1 | 22.8 | 1N4751A |
| 1N4752A | 33 | 31.35 | 34.65 | 45 | 7.5 | 1000 | 0.25 | 0.1 | 25.1 | 1N4752A |
| 1N4753A | 36 | 34.2 | 37.8 | 50 | 7 | 1000 | 0.25 | 0.1 | 27.4 | 1N4753A |
| 1N4754A | 39 | 37.05 | 40.95 | 60 | 6.5 | 1000 | 0.25 | 0.1 | 29.7 | 1N4754A |
| 1N4755A | 43 | 40.85 | 45.15 | 70 | 6 | 1500 | 0.25 | 0.1 | 32.7 | 1N4755A |
| 1N4756A | 47 | 44.65 | 49.35 | 80 | 5.5 | 1500 | 0.25 | 0.1 | 35.8 | 1N4756A |
| 1N4757A | 51 | 48.45 | 53.55 | 95 | 5 | 1500 | 0.25 | 0.1 | 38.8 | 1N4757A |
| 1N4758A | 56 | 53.2 | 58.8 | 110 | 4.5 | 2000 | 0.25 | 5 | 42.6 | 1N4758A |
| 1N4759A | 62 | 58.9 | 65.1 | 125 | 4 | 2000 | 0.25 | 5 | 47.1 | 1N4759A |
| 1N4760A | 68 | 64.6 | 71.4 | 150 | 3.7 | 2000 | 0.25 | 5 | 51.7 | 1N4760A |



1N4728A SERIES

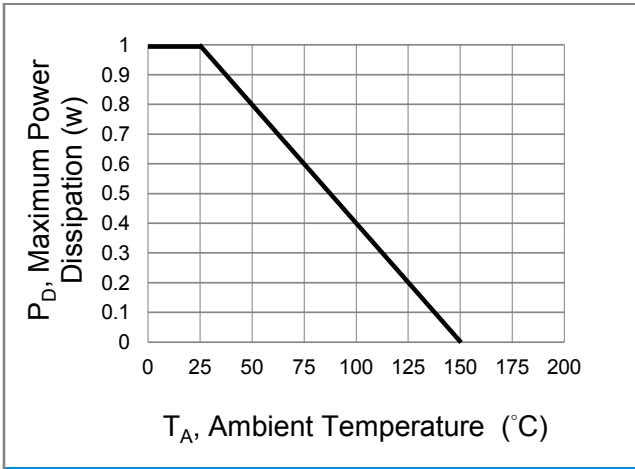


Fig.1 Steady-State Power Derating Curve

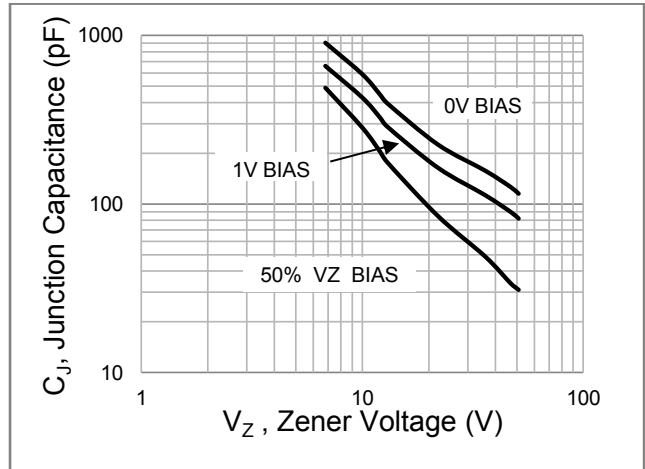


Fig.2 Typical Junction Capacitance

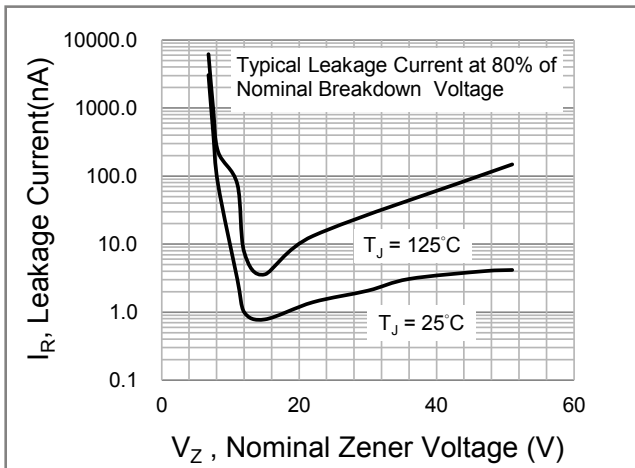


Fig.3 Typical Leakage Characteristics

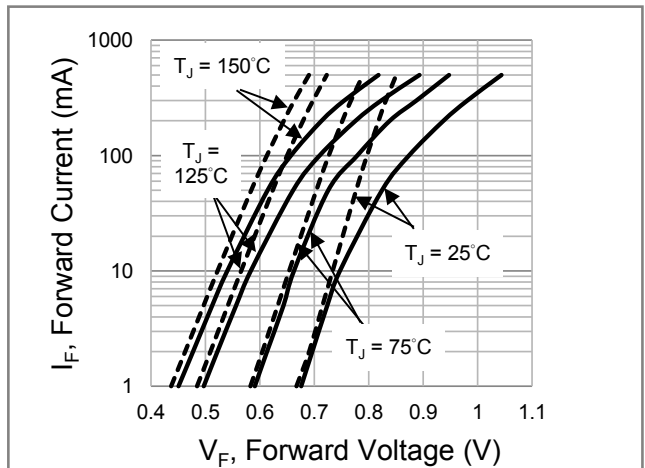


Fig.4 Typical Forward Characteristics

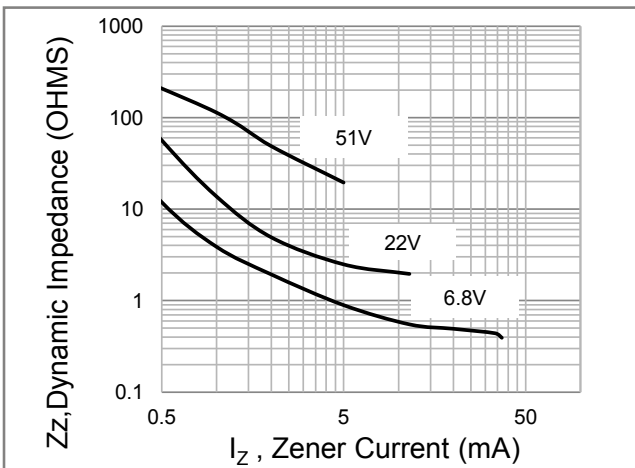


Fig.5 Typical Effect Of Zener Current On Zener Impedance

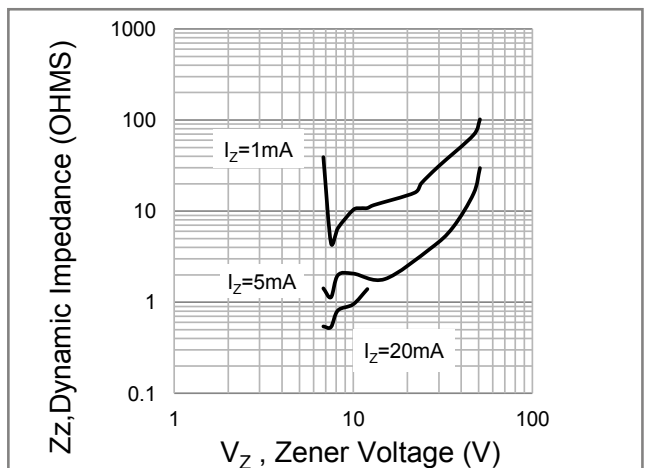


Fig.6 Typical Effect Of Zener Voltage On Zener Impedance



1N4728A SERIES

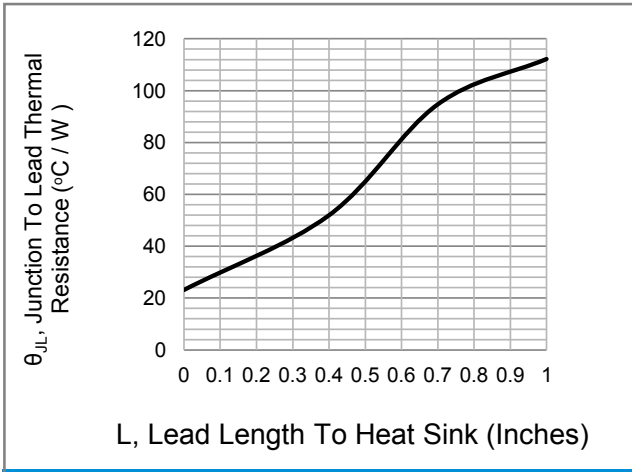


Fig.7 Thermal Resistance Versus Lead Length

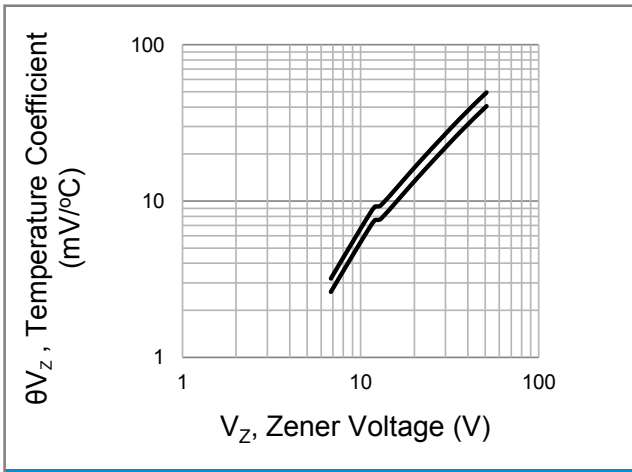


Fig.8 Temperature Coefficient (+25 $^{\circ}\text{C}$ To +150 $^{\circ}\text{C}$ Temperature Range ; 90% Of The Units Are In The Ranges Indicated)



1N4728A SERIES

Part No_packing code_Version

1N4728A_AY_10001
1N4728A_B0_00001
1N4728A_B0_10001
1N4728A_R2_00001
1N4728A_R2_10001

For example :

RB500V-40_R2_00001



| Packing Code XX | | | | Version Code XXXXX | | |
|--------------------------------------|----------------------|----------------------------------|----------------------|---------------------------|----------------------|---------------------------------------|
| Packing type | 1 st Code | Packing size code | 2 nd Code | HF or RoHS | 1 st Code | 2 nd ~5 th Code |
| Tape and Ammunition Box (T/B) | A | N/A | 0 | HF | 0 | serial number |
| Tape and Reel (T/R) | R | 7" | 1 | RoHS | 1 | serial number |
| Bulk Packing (B/P) | B | 13" | 2 | | | |
| Tube Packing (T/P) | T | 26mm | X | | | |
| Tape and Reel (Right Oriented) (TRR) | S | 52mm | Y | | | |
| Tape and Reel (Left Oriented) (TRL) | L | PANASERT T/B CATHODE UP (PBCU) | U | | | |
| FORMING | F | PANASERT T/B CATHODE DOWN (PBCD) | D | | | |



1N4728A SERIES

Disclaimer

- Reproducing and modifying information of the document is prohibited without permission from Panjit International Inc..
- Panjit International Inc. reserves the rights to make changes of the content herein the document anytime without notification. Please refer to our website for the latest document.
- Panjit International Inc. disclaims any and all liability arising out of the application or use of any product including damages incidentally and consequentially occurred.
- Panjit International Inc. does not assume any and all implied warranties, including warranties of fitness for particular purpose, non-infringement and merchantability.
- Applications shown on the herein document are examples of standard use and operation. Customers are responsible in comprehending the suitable use in particular applications. Panjit International Inc. makes no representation or warranty that such applications will be suitable for the specified use without further testing or modification.
- The products shown herein are not designed and authorized for equipments requiring high level of reliability or relating to human life and for any applications concerning life-saving or life-sustaining, such as medical instruments, transportation equipment, aerospace machinery et cetera. Customers using or selling these products for use in such applications do so at their own risk and agree to fully indemnify Panjit International Inc. for any damages resulting from such improper use or sale.
- Since Panjit uses lot number as the tracking base, please provide the lot number for tracking when complaining.

Mouser Electronics

Authorized Distributor

Click to View Pricing, Inventory, Delivery & Lifecycle Information:

[Panjit:](#)

[1N4750A_R2_10001](#) [1N4750A_AY_10001](#) [1N4750A_AY_00001](#) [1N4750A_B0_00001](#) [1N4750A_R2_00001](#)
[1N4750A_B0_10001](#)