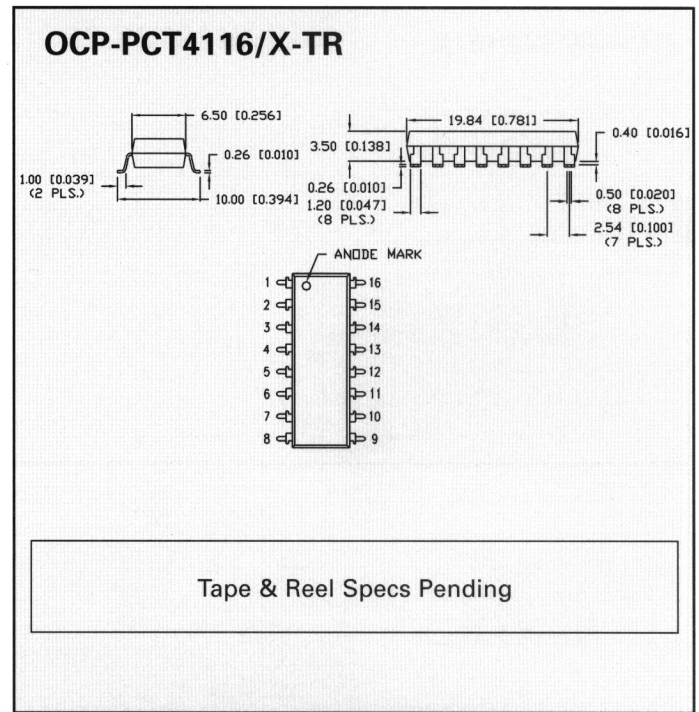
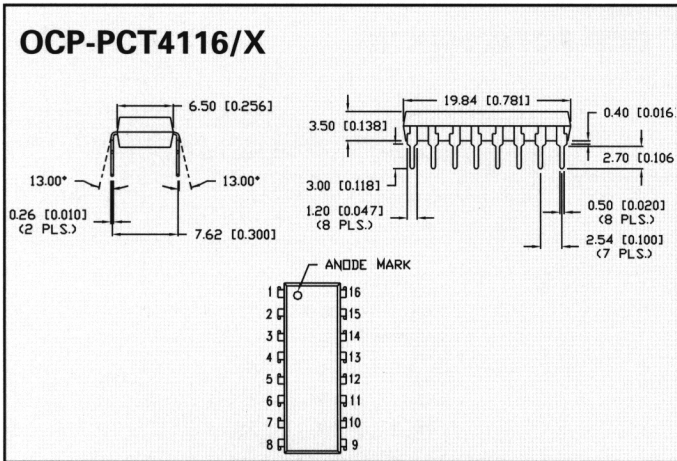




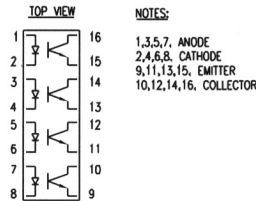
OCP-PCT4116 Package

Applications

- Alarms
- Medical Equipment
- Modems
- Industrial Robots
- NC Machinery
- Power Circuit Interfaces



PART NUMBER TABLE		
PART =	X	CTR (%)
/A		60 TO 160
/B		130 TO 260
/C		200 TO 400
/D		300 TO 600
/E		60 TO 600



ELECTRO-OPTICAL CHARACTERISTICS (T _a =25°C)						
PARAMETER	SYMBOL	CONDITIONS	MIN	TYP	MAX	UNITS
I FORWARD VOLTAGE	V _f	I _f =20mA	-	1.2	1.4	V
I PEAK FORWARD VOLTAGE	V _{FM}	I _{FM} =0.5A	-	-	3.5	V
I REVERSE CURRENT	I _R	V _R =4V	-	-	10	μA
I TERMINAL CAPACITANCE	C _t	V=0, f=1kHz	-	30	-	pF
O COLLECTOR DARK CURRENT	I _{CEO}	V _{CE} =20V	-	-	10 ⁻⁷	A
T CURRENT TRANSFER RATIO	CRT	I _F =2mA, V _{CE} =5V	60	-	600	%
T COLLECTOR-EMITTER SATURATION VOLTAGE	V _{CE(sat)}	I _F =20mA, I _C =1mA	-	0.1	0.3	V
I ISOLATION RESISTANCE	R _{ISO}	DC500V	5x10 ¹⁰	10 ¹¹	-	ohm
I FLOATING CAPACITANCE	C _f	V=0, f=1MHz	-	0.6	1.0	pF
I CUT-OFF FREQUENCY	f _c	V _{CE} =5V, I _C =2mA, R _L =100ohm	-	80	-	kHz
I RESPONSE TIME (RISE)	t _r	V _{CE} =5V, I _C =2mA, R _L =100ohm	-	5	20	μS
I RESPONSE TIME (FALL)	t _f	V _{CE} =5V, I _C =2mA, R _L =100ohm	-	4	20	μS

I=INPUT, O=OUTPUT, T=TRANSFER CHARACTERISTICS.

ABSOLUTE MAXIMUM RATINGS (T _a =25°C)				
PARAMETER	SYMBOL	MAX	UNITS	
I FORWARD CURRENT	I _F	50	mA	
I PEAK FORWARD CURRENT	I _{FM}	1	A	
I REVERSE VOLTAGE	V _R	6	V	
I POWER DISSIPATION	P _D	70	mW	
O COLLECTOR-EMITTER VOLTAGE	V _{CEO}	60	V	
O EMITTER-COLLECTOR VOLTAGE	V _{ECO}	6	V	
O COLLECTOR CURRENT	I _C	50	mA	
O COLLECTOR POWER DISSIPATION	P _C	150	mW	
O TOTAL POWER DISSIPATION	P _{TOT}	200	mW	
O ISOLATION VOLTAGE 1 MIN.	V _{ISO}	5000	V RMS	
O OPERATING TEMPERATURE	T _{opr}	-30 TO +100	°C	
O STORAGE TEMPERATURE	T _{stg}	-55 TO +125	°C	
O SOLDERING TEMPERATURE	T _{sol}	+260	°C	
2.0mm FROM BODY				10 SEC. MAX

I=INPUT, O=OUTPUT.

CAUTION: STATIC SENSITIVE DEVICE
FOLLOW PROPER E.S.D. HANDLING PROCEDURES
WHEN WORKING WITH THIS PART.

UL Listed Under FPQU2

1-800-278-5666

www.optolinks.com

1-800-944-2790