

4.0 WATT UNREGULATED MINIATURE SIP DC/DC CONVERTER



HB04U



DESCRIPTION

The HB04U Series is a low-cost, high-isolation voltage, unregulated, single and dual output DC/DC converter. The dielectric withstand characteristics of each converter is tested in production to ensure barrier integrity.

The HB04U Series uses advanced circuit design and packaging technology to realize superior reliability and performance. A 100kHz driven push-pull oscillator is used to ensure stable frequency and non-saturating operation of the input stage. This means there are no high peak voltages or currents like other design topologies, which can reduce unit reliability. Reliability is further enhanced by the use of MOSPOWER transistors. These rugged devices permit higher frequency operation with less complicated drive circuitry than is possible with bipolar power transistors. Reduced parts count adds to the reliability of the HB04U Series.

The high efficiency of the HB04U Series means less internal power dissipation. With less heat to dissipate, the HB04U Series can operate over a wider ambient temperature range with no degradation of reliable operation.

The HB04U Series offers the user low cost without sacrificing reliability. The use of surface mounted devices and manufacturing technologies make it possible to offer premium performance at low cost.

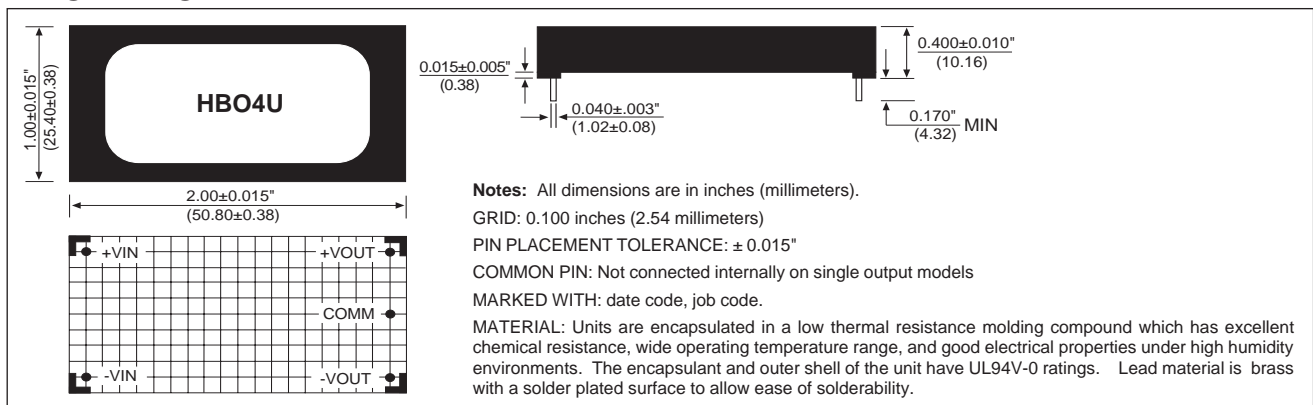
FEATURES

- HIGH ISOLATION - 3000V RATING
- 8000V ISOLATION TEST VOLTAGE
- BARRIER 100% PRODUCTION TESTED
- LOW BARRIER CAPACITANCE - 10PF
- LOW LEAKAGE CURRENT - 2µA MAX
- INTERNAL FILTERING

APPLICATIONS

- BIOMEDICAL DATA ACQUISITION
- INDUSTRIAL PROCESS CONTROL
- ANALYTICAL MEASUREMENTS
- GROUND LOOP ELIMINATION
- INTRINSIC SAFETY SYSTEMS

MECHANICAL



Internet: <http://www.cdpowerelectronics.com>

Power Electronics Division, United States
3400 E Britannia Drive, Tucson, Arizona 85706
Phone: 520.295.4100 Fax: 520.770.9369

Power Electronics Division, Europe
C&D Technologies (Power Electronics) Ltd.
132 Shannon Industrial Estate, Shannon, Co. Clare, Ireland
Tel: +353.61.474.133 Fax: +353.61.474.141

ELECTRICAL SPECIFICATIONS

Specifications typical at $T_A = +25^{\circ}\text{C}$, nominal input voltage, rated output current unless otherwise noted.

MODEL	NOMINAL INPUT VOLTAGE (Vdc)	RATED OUTPUT VOLTAGE (Vdc)	RATED OUTPUT CURRENT (mA)	INPUT CURRENT		EFFICIENCY (%)
				NO LOAD (mA)	RATED LOAD (mA)	
HB04U05S05	5	5	800	60	1000	80
HB04U05S12	5	12	333	60	1000	80
HB04U05S15	5	15	267	60	1000	80
HB04U12S05	12	5	800	25	380	87
HB04U12S12	12	12	333	25	380	87
HB04U12S15	12	15	267	25	380	87
HB04U15S05	15	5	800	20	310	87
HB04U15S12	15	12	333	20	310	87
HB04U15S15	15	15	267	20	310	87
HB04U05D05	5	± 5	± 400	60	944	85
HB04U05D12	5	± 12	± 167	60	944	85
HB04U05D15	5	± 15	± 134	60	944	85
HB04U12D05	12	± 5	± 400	25	375	88
HB04U12D12	12	± 12	± 167	25	375	88
HB04U12D15	12	± 15	± 134	25	375	88
HB04U15D05	15	± 5	± 400	20	300	88
HB04U15D12	15	± 12	± 167	20	300	88
HB04U15D15	15	± 15	± 134	20	300	88

Note: Other input to output voltage options may be available. Please consult factory.

COMMON SPECIFICATIONS

Specifications typical at $T_A = +25^{\circ}\text{C}$, nominal input voltage, rated output current unless otherwise noted.

PARAMETER	CONDITIONS	MIN	TYP	MAX	UNITS
INPUT Voltage Range		4.5 10.8 13.5	5 12 15	5.5 13.2 16.5	Vdc
Reflected Ripple Current			35		mAp-p
ISOLATION Rated Voltage Test Voltage Resistance Capacitance Leakage Current	60 Hz, 10 Seconds $V_{iso} = 240V_{ac}, 60\text{Hz}$	3000 8000	10 10 1.2	2	Vdc Vpk G Ω pF μArms
OUTPUT Rated Power Voltage Setpoint Accuracy Temperature Coefficient Ripple & Noise BW = 10Hz to 2MHz Line Regulation Load Regulation	BW = DC to 10MHz High Line to Low Line See performance curves		4 ± 3 ± 0.02 100 20 ± 1.5	± 5	W % %/ $^{\circ}\text{C}$ mVp-p mVrms %/ % V_{in}
GENERAL Switching Frequency Package Weight MTTF per MIL-HDBK-217, Rev. E Ground Benign	Circuit Stress Method $T_A = +25^{\circ}\text{C}$		100 22 200,000		kHz g Hr
TEMPERATURE Specification Operation Storage		-25 -40 -40		+70 +85 +110	$^{\circ}\text{C}$ $^{\circ}\text{C}$ $^{\circ}\text{C}$

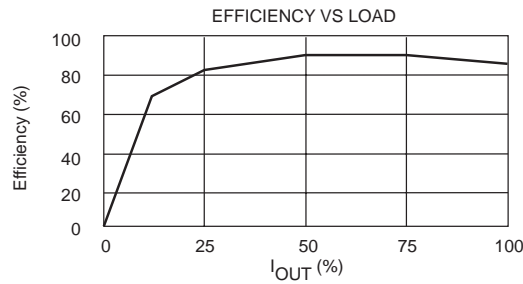
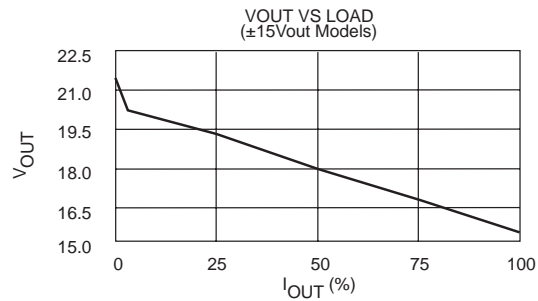
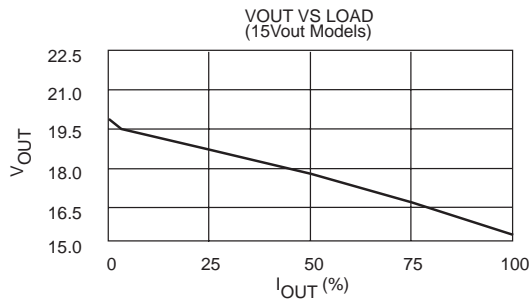
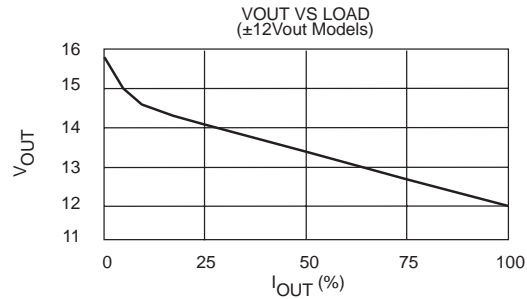
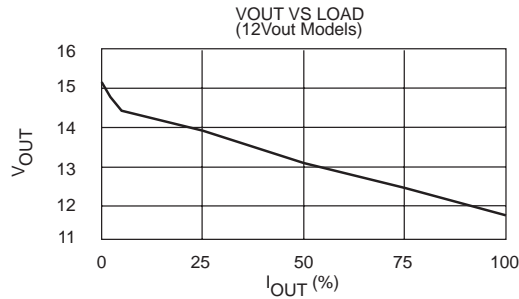
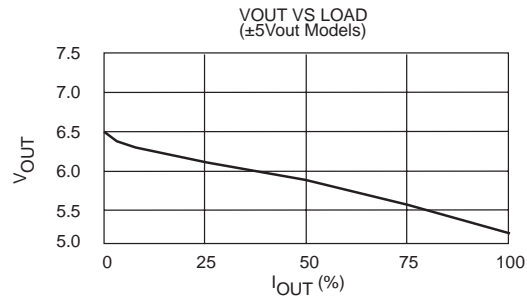
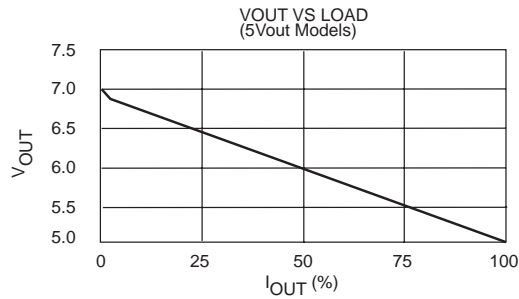
ABSOLUTE MAXIMUM RATINGS

Internal Power Dissipation.....	1W
Short Circuit Duration.....	Momentary
Lead Temperature (soldering, 10 seconds max).....	+300°C

ORDERING INFORMATION

Device Family	HB04U	xyzz	Q	/H
HB04U Indicates DC/DC Converter				
Model Number				
Where:				
xx = Input Voltage				
y = Number or Outputs (Single "S", Dual "D")				
zz = Output Voltage				
Package Option				
Screening Option				

TYPICAL PERFORMANCE CURVES



The information provided herein is believed to be reliable; however, C&D TECHNOLOGIES assumes no responsibility for inaccuracies or omissions. C&D TECHNOLOGIES assumes no responsibility for the use of this information, and all use of such information shall be entirely at the user's own risk. Prices and specifications are subject to change without notice. No patent rights or licenses to any of the circuits described herein are implied or granted to any third party. C&D TECHNOLOGIES does not authorize or warrant any C&D TECHNOLOGIES product for use in life support devices/systems or in aircraft control applications.

