


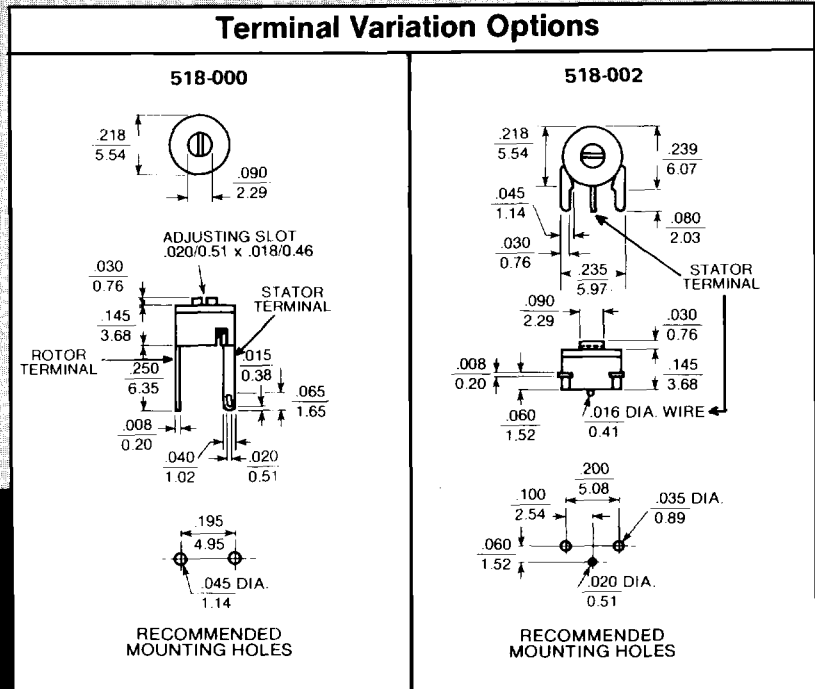
TUSONIX

100 WVdc CERAMIC TRIMMERS

SERIES 518 Subminiature

This tiny trimmer occupies less than .007 cubic inches of space, while exhibiting the ruggedness and capacitance range of a unit many times its size. Its superb design assures rigid mounting stability.

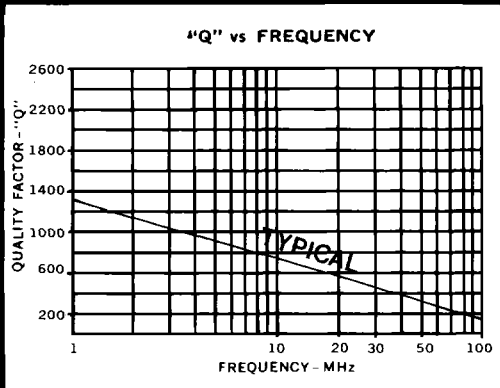
A development of TUSONIX' exclusive Monolithic Process, the sealed-in-ceramic rotor electrode guarantees stability under extreme environmental conditions. Precision lapped bearing surfaces afford smooth linear tuning.



TUSONIX Part No.	MIL-C-81 Designation MIL CV 35 TUSONIX Style 518-016	Dielectric Type Code (see p. 9)	Capacitance Range (pF)	TUSONIX Part No.	MIL C-81 Designation MIL CV 36 TUSONIX Style 518-017	Dielectric Type Code (see p. 9)	Capacitance Range (pF)
518-000	CV35A030	A	1.0-3	518-002	CV36A030	A	1.25-3
518-000	CV35A050	A	2.0-5	518-002	CV36A050	A	2.0-5
518-000	CV35A090	A	2.5-9	518-002	CV36A090	A	2.5-9
518-000	CV35A200	A	3.5-20	518-002	CV36A200	A	3.5-20
518-000	CV35A150	A	5.0-15	518-002	CV36A150	A	5.0-15
518-000	CV35A250	A	5.0-25	518-002	CV36A250	A	5.0-25
518-000	—	A	6.0-22	518-002	—	A	6.0-22
518-000	CV35G400	G	7.0-40	518-002	CV36G400	G	7.0-40

TO ORDER: Specify TUSONIX part number, dielectric type code and capacitance range
Example: 518-000 A1-3

For dimensions $\leq .125"/3.18$ mm, tolerance is $\pm .005/0.13$
For dimensions $\geq .126"/3.20$ mm, tolerance is $\pm .015/0.38$
Except where noted



SPECIFICATIONS

Working Voltage A: 100 WVdc to 85° C; 50 WVdc to 125° C
G: 25 WVdc to 125° C

Dielectric Strength 2 times WVdc for 1 to 5 seconds

Operating Temperature Range -55°C to 125°C

Q Factor @ 1 MHz Code A: 500 Minimum
Code G: 200 Minimum

Torque 3 - 3 oz. in.

Qualification Specification . . . TUSONIX Spec. 500 (page 9)

Marking: All units will be marked with TUSONIX trade mark, capacitance range and dielectric code

Example: T 1-3 A