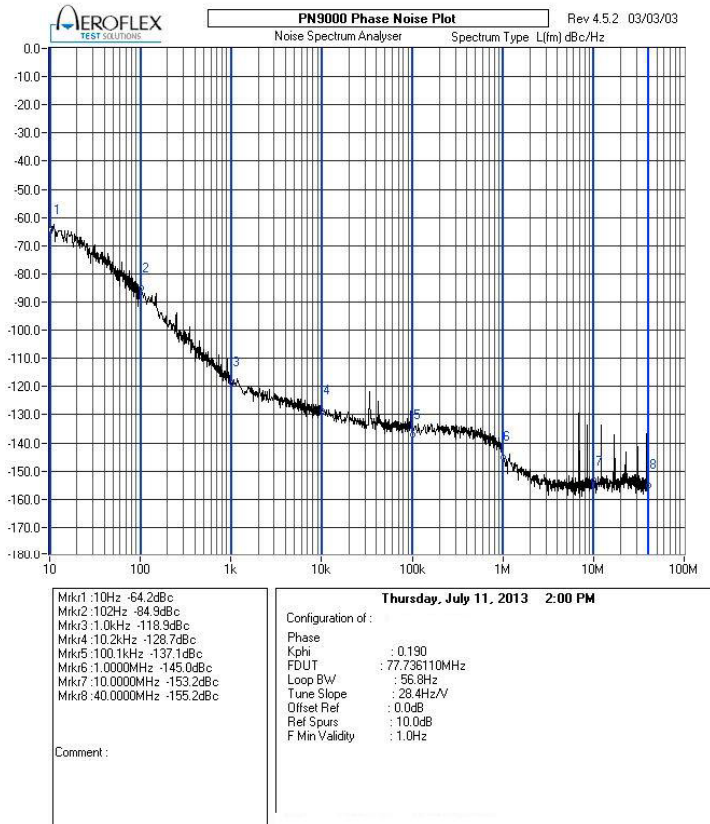




Phase Noise and Jitter Data (typical)

SSB Phase Noise Data (dBc/Hz typical)	Frequency (offset)	77.760	122.880	125.000	156.250	212.5	491.520	622.080	1000	1250
	10 Hz	-64	-68	-63	-55	-62	-61	-48	-52	-42
	1 KHz	-84	-99	-94	-85	-93	-86	-85	-82	-81
	10 KHz	-118	-113	-113	-109	-105	-100	-101	-93	-93
	100 KHz	-128	-119	-118	-116	-113	-105	-102	-97	-96
	1 MHz	-145	-140	-137	-139	-135	-126	-124	-116	-119
	5 MHz	-152	-142	-146	-146	-143	-137	-133	-127	-129
	Phase Jitter pS 12 KHz ~ 20 MHz, RMS	0.9	0.8	1.1	0.9	1.0	1.1	1.2	1.5	1.1

Phase Noise Plot of ECX-P35BN-77.760 (typical)



Package Data	
Item	Description
Lid	Metal
Base	Ceramic
Plating	Gold/Nickel Surface/Under

Dimensions (mm)

7 = 7x5 Package

5 = 5x3.2 Package

3 = 3.2x2.5 Package

2 = 2.5x2 Package

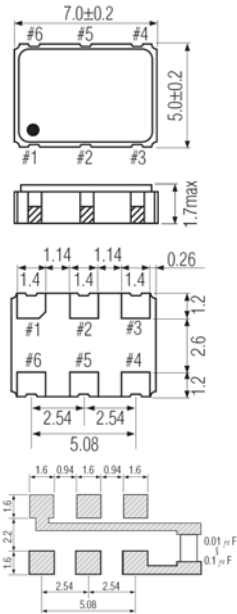


Figure 1) Top, Side, Bottom & Land

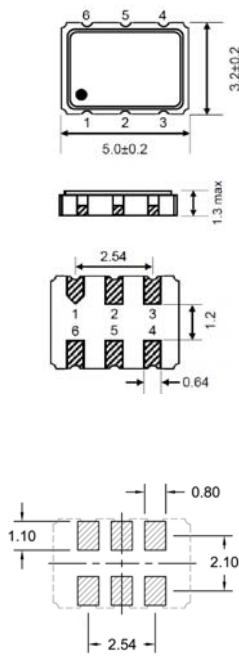


Figure 2) Top, Side, Bottom & Land

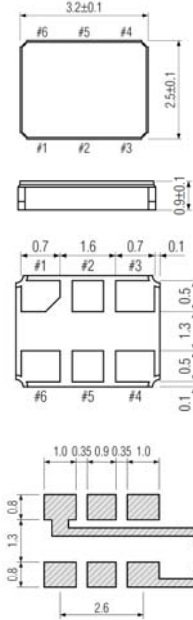


Figure 3) Top, Side, Bottom & Land

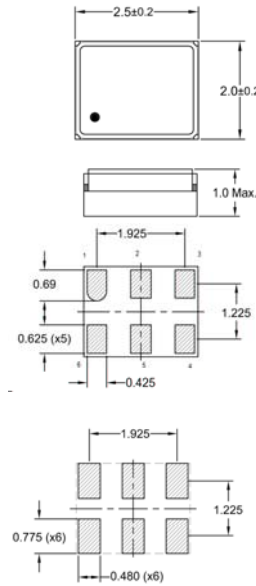
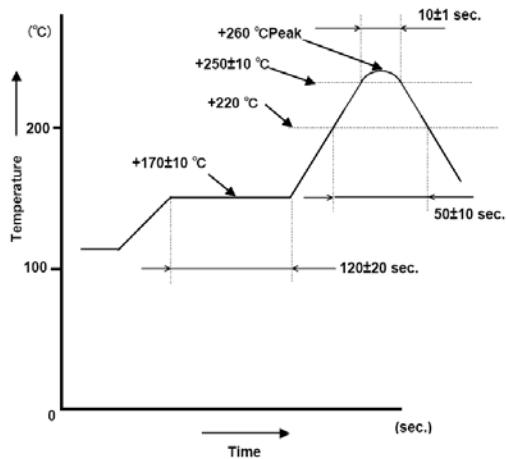


Figure 4) Top, Side, Bottom & Land

Suggested Reflow Profile



Pin Connections	
Pin #	Function
1	O/E or No Connect
2	No Connect
3	Ground
4	Differential Output
5	Complementary Output
6	Supply Voltage