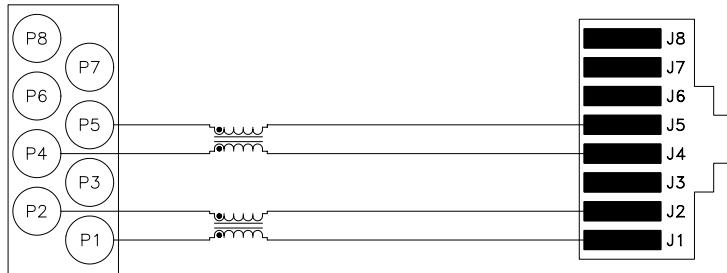
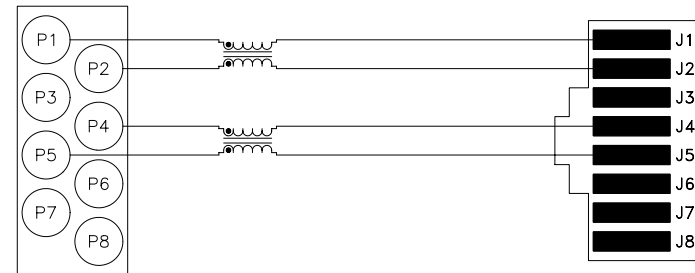


LOWER ROW



UPPER ROW



ELECTRICAL SPECIFICATIONS:

1.0 INDUCTANCE: $(P1-J1)=(P2-J2)$: 65uH TYP @ 0.1V, 10KHz
 $(P4-J4)=(P5-J5)$: 65uH TYP @ 0.1V, 10KHz

2.0 DC RESISTANCE: P5-J5; P4-J4; P2-J2; P1-J1 : 0.5 OHM MAX

3.0 COMMON MODE:

FREQUENCY (MHz)	TYPICAL(-dB)	MIN(-dB)
1	8	5
5	17	15
20	23	15
70	25	20
200	22	17
500	11	6



InNet Technologies, Inc.
<http://www.innet-tech.com>



Stewart Connector Systems
<http://www.stewartconnector.com>

SHEET
1 OF 3

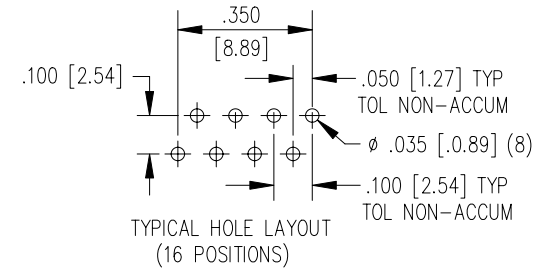
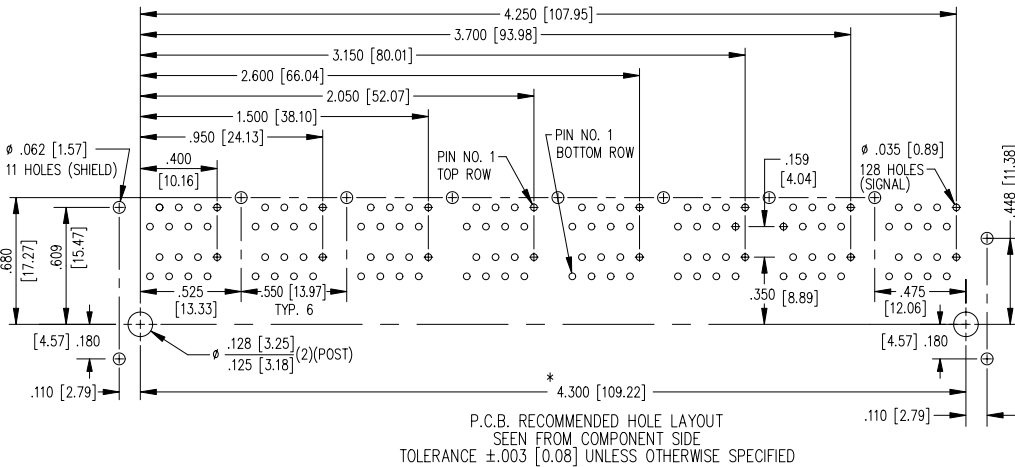
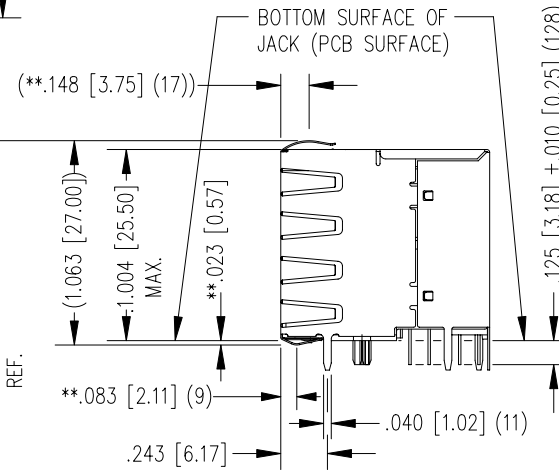
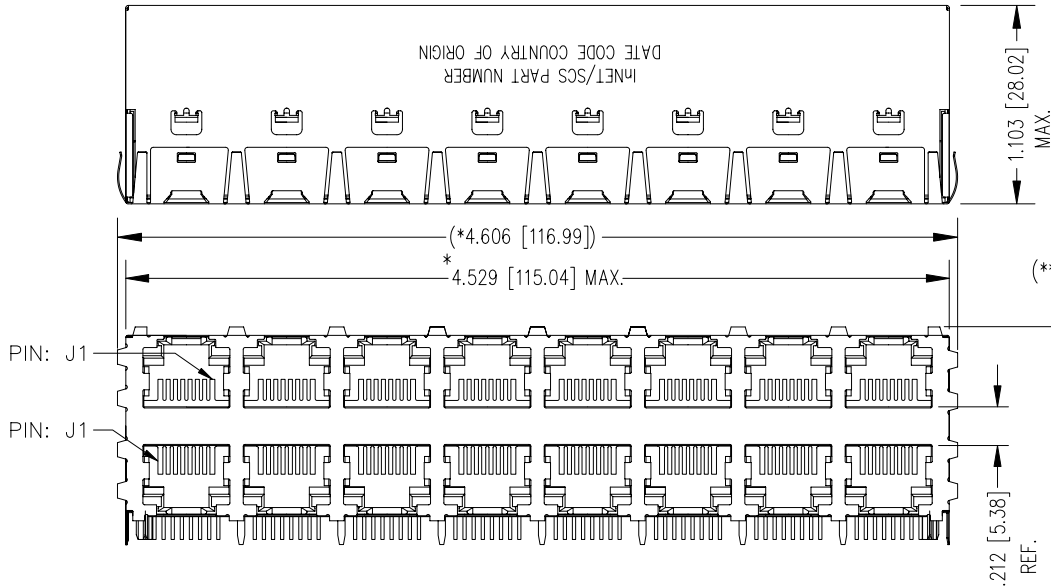
DRAWING NO.

SI-30016 REV. 03

SHIELDING: "PG4-02" EMI-RFI 2 PIECE SHIELDED, ESD GROUNDED
 16 PORTS (8 OVER 8) STACKED JACK

NOTES:

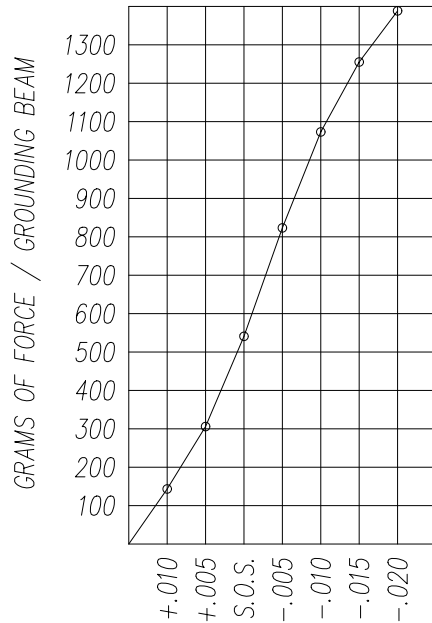
- TOLERANCES COMPLY WITH F.C.C. DIMENSION REQUIREMENTS.
- DIMENSIONS SHOWN WITH "*" TO BE CENTRAL ABOUT CENTER LINE.
- DIMENSIONS SHOWN ARE SUBJECT TO CHANGE WITHOUT NOTICE.
- PINS NOT ELECTRICALLY CONNECTED MAYBE OMITTED.
- SEE ELECTRICAL DRAWINGS FOR OMITTED PINS.
- 50 MICRO-INCH SELECTIVE GOLD PLATING
- WAVE SOLDER COMPATABLE - PREHEAT 125°C/90 SECS MAX.
- ALL POLYMERS FLAMMABILITY - UL94V0



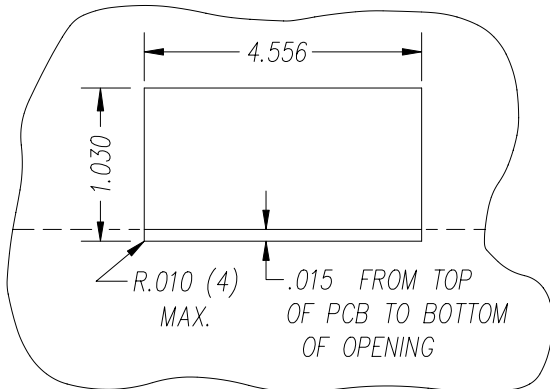
InNet InNet Technologies, Inc.
<http://www.innet-tech.com>

Stewart Connector Stewart Connector Systems
<http://www.stewartconnector.com>

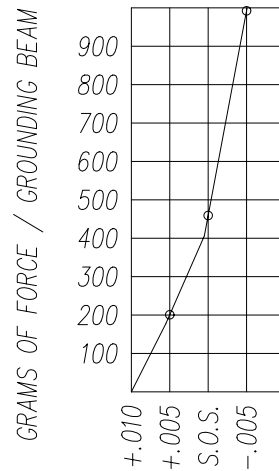
SHEET 2 OF 3 DRAWING NO. SI-30016 REV. 05



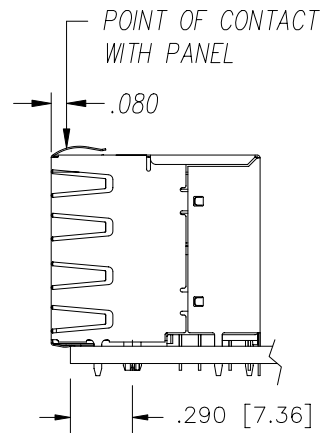
PANEL GROUNDING BEAM DEFLECTION
TOP AND SIDE BEAMS
S.O.S. = SUGGESTED OPENING SIZE



SUGGESTED PANEL OPENING
(N.T.S.)



PANEL GROUNDING BEAM DEFLECTION
BOTTOM BEAMS ONLY
S.O.S. = SUGGESTED OPENING SIZE



THE SUGGESTED PANEL OPENING IS INTENDED TO GIVE THE USER THE ABILITY TO HAVE REASONABLE JACK / PANEL CLEARANCES YET MAINTAIN RELIABLE GROUNDING CAPABILITY. THESE VARIABLES CAN BE ADJUSTED IN EITHER DIRECTION BUT MAY CARRY SOME CONSEQUENCES IN THE FORM OF LOWER MATING FORCES OR TIGHTER ASSEMBLY TOLERANCES. FORCE VALUES ON THE GRAPH(S) ARE GENERAL AVERAGES TAKEN AT A POINT OF CONTACT SHOWN ABOVE. THE SUGGESTED PANEL OPENING INCLUDES APPROXIMATELY .020 CLEARANCE ON THE TOP AND SIDES, WITH .015 CLEARANCE ON THE BOTTOM.



InNet Technologies, Inc.
<http://www.innet-tech.com>



Stewart Connector Systems
<http://www.stewartconnector.com>

SHEET
3 OF 3

DRAWING NO.

SI-30016 REV. 05