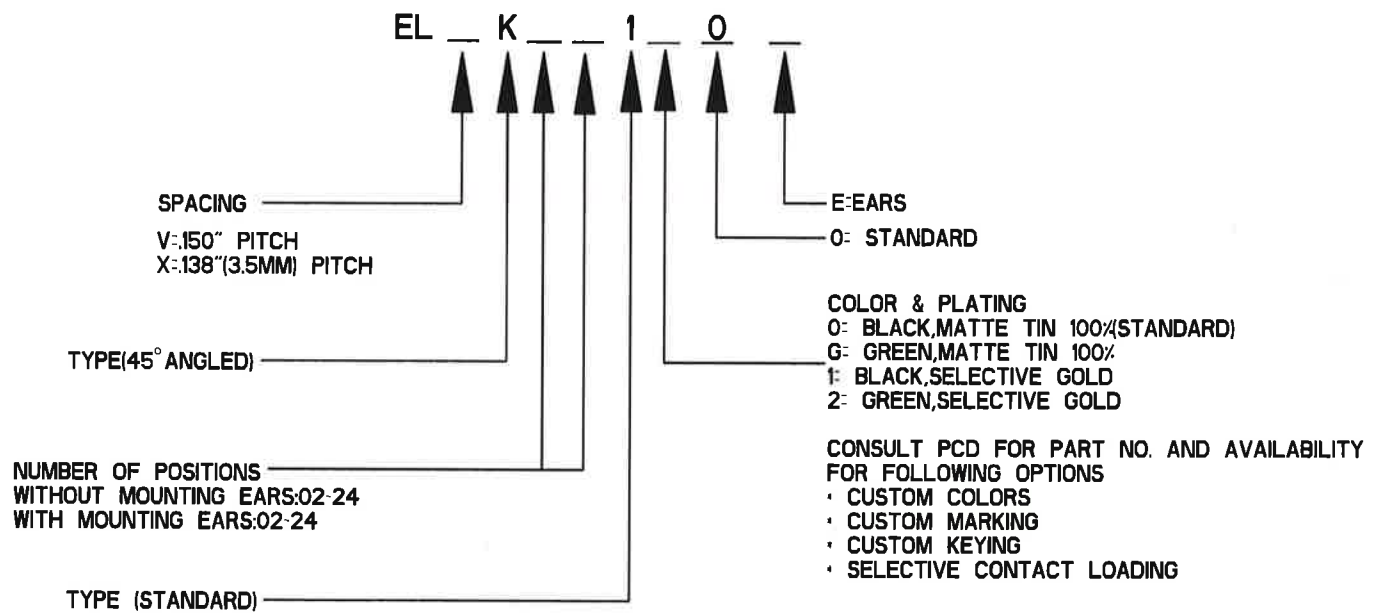


REV	ECN	APP'D
-	7213	PSC 12/13

## ELVK/ELXK SERIES PART NUMBERING SCHEME



<b>UL</b> us RATINGS	
CURRENT	-12A
VOLTAGE	-300V
U.L. FILE NO. PENDING	

**INSTALLATION:**  
**RECOMMENDATIONS**  
 WIRE RANGE: AWG #28-16, STRANED OR SOLID  
 WIRE STRIP LENGTH: .250"  
 TIGHTENING TORQUE: 2.0LB-IN

**MATERIAL:**  
 HOUSING: PA66, UL94 V-0, OPTIONAL COLOR  
 CONTACT: COPPER ALLOY, OPTIONAL FINISH  
 CAGE CLAMP: COPPER ALLOY, NICKLE FINISH  
 SCREW: COPPER ALLOY, M2, NICKLE FINISH  
 MOUNTING SCREW: STEEL, NICKLE FINISH

OPERATING TEMPERATURE -40-105°C  
 ROHS COMPLIANCE

DIMENSIONS	TOLERANCES	PROJECTION
ANSI Y14.5M UNITS: INCHES(MM) Pro/E FILE	.XX ±0.02 .XXX ±0.010 ANGLES ±2.0°	

**Amphenol Pcd**  
 SPECIFICATION DRAWING

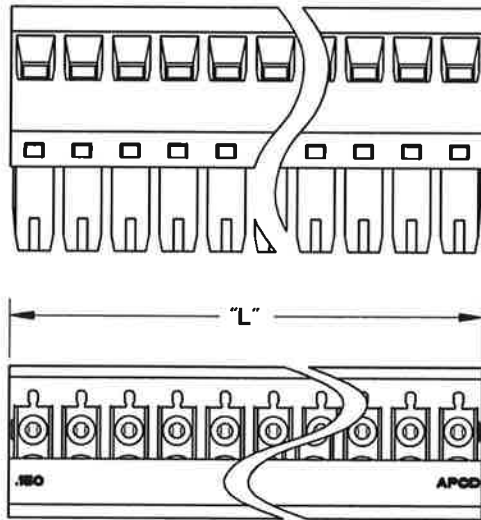
DRWN  
 Rock.Chen      14-Jun-13

TITLE		
ELVK/XK SERIES 45° ANGLED PLUG TERMINAL BLOCK		
SIZE	DWG NO.	REV
A	ELVK02100_C	-

THIS DOCUMENT CONTAINS  
 PROPRIETARY INFORMATION WHICH  
 IS THE CONFIDENTIAL PROPERTY  
 OF AMPHENOL PCD, BEVERLY, MA

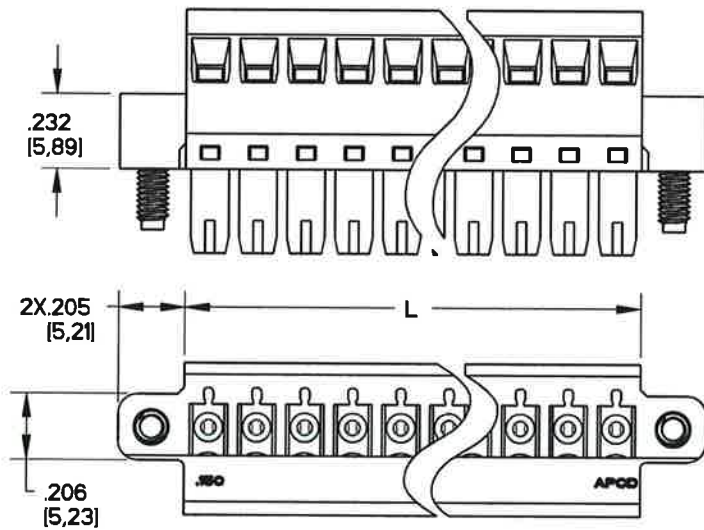
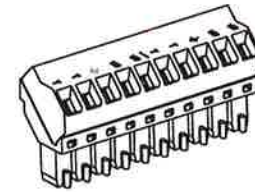
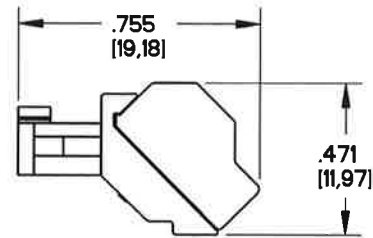
ENGR  
 APPD  
*PSC 12/13*

CODE: 58982	SCALE: NONE	SHEET 1 OF 2
-------------	-------------	--------------



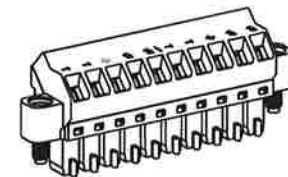
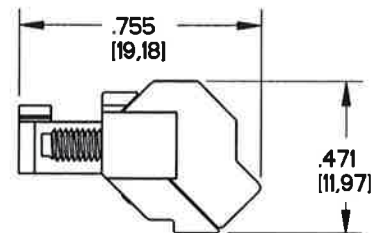
WITHOUT MOUNTING EARS

L:NUMBER OF POSITION X CL SPACING  
 .008" TOLERANCE INCREASED PER INCH FOR LENGHT L



WITH MOUNTING EARS

L:NUMBER OF POSITION X CL SPACING  
 .008" TOLERANCE INCREASED PER INCH FOR LENGHT L



SIZE	DWG NO.	REV
A	ELVK02100_C	-
CODE: 58982	SCALE: NONE	SHEET 2 OF 2

152 12/13