



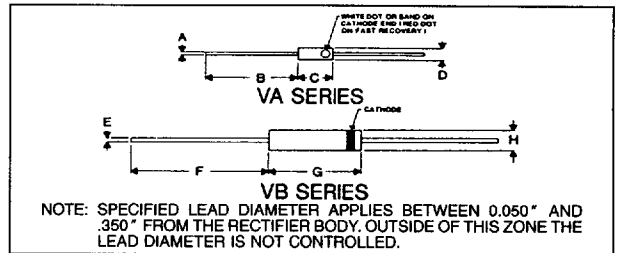
T-01-09  
T-03-09

**High Voltage Diffused Rectifiers VA & VB Series**

1KV To 3.5KV  $V_{RRM}$  (VA Series)  
 1KV To 15 KV  $V_{RRM}$  (VB Series)  
 Low Leakage Current  
 Fast Recovery Series With 250 Nanosecond  $t_r$   
 Minimum Sized Epoxy Encapsulation



LTR.	INCHES	MILLIMETERS
A	.015 Dia.	.381 Dia.
B	.40 Min.	10,16 Min.
C	.150	3,81
D	.060 Dia.	1,52 Dia.
E	.020 Dia.	.51 Dia.
F	.60 Min.	15,24 Min.
G	.40	10,16
H	.100 Dia.	2,54 Dia.



NOTE:  
 ALL PARTS MUST BE OVERMOLDED WITH HIGHLY FILLED EPOXY TO MEET THE STATED CURRENT RATINGS, TYPE VA PARTS ABOVE 1500V AND VB PARTS ABOVE 3000V MUST BE OVERMOLDED TO MEET  $V_{RRM}$  RATING. DIMENSIONAL TOLERANCES .XX ± .02", .XXX ± .005".

NOTES:  
 1. SUFFIX "X" ADDED TO PART NUMBER DENOTES FAST RECOVERY.  
 2. MAXIMUM LEAD AND TERMINAL TEMPERATURE FOR SOLDERING 3/8" FROM CASE, 5 SECONDS AT 250°C.

**MAXIMUM RATINGS AND ELECTRICAL CHARACTERISTICS at  $T_A = 25^\circ\text{C}$  (unless otherwise specified)**

STANDARD TYPES									
MSI PART NO.	Repetitive Peak Reverse Voltage $V_{RRM}$ (Volts)	Peak Surge Current 1/2 Cycle at 50 Hz $I_{FSM}$ (Amps)	DC Forward Current at $T_A = 50^\circ\text{C}$ $I_o$ (mA) (Fig. 1)	Ambient Operating Temperature Range $T_A$ ( $^\circ\text{C}$ )	Max. Forward Voltage Drop @ 10mA (Volts)	Max. Reverse Current At Rated $V_{RRM}$ $I_{RM}$ ( $\mu\text{A}$ ) (Fig. 2)	Max. Reverse Current At Rated $V_{RRM}$ $I_{RM}$ ( $\mu\text{A}$ )	$t_r$ (max) $I_r = 2$ ma $I_R = -4$ ma $I_{RR} = -1$ ma (ns) (Fig. 3)	
VA-10	1000	3	140	-55 to +150	4	.05	5.0 at $T_A = 100^\circ\text{C}$	NA	
VA-15	1500								
VA-20	2000								
VA-25	2500								
VA-30	3000								
VA-35	3500								
VB-10	1000								
VB-20	2000								
VB-30	3000								
VB-40	4000								
VB-50	5000								
VB-60	6000								
VB-75	7500								
VB-100	10000								
VA-10X	1000		3		70				-55 to +135
VA-15X	1500								
VA-20X	2000								
VA-25X	2500								
VA-30X	3000								
VB-10X	1000								
VB-20X	2000								
VB-30X	3000								
VB-40X	4000								
VB-50X	5000								
VB-75X	7500								
VB-100X	10,000								
VB-150X	15,000	1		5	42				

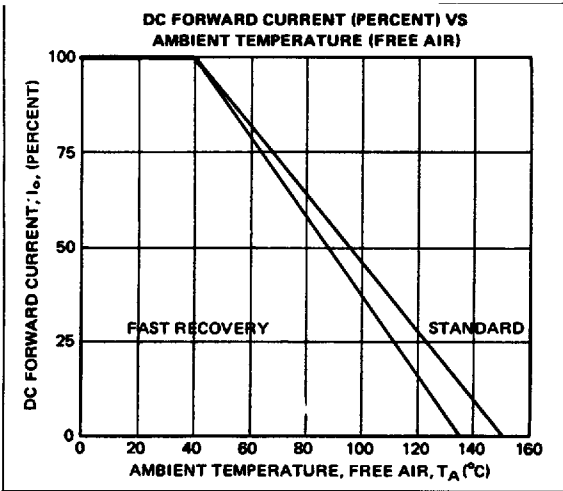


FIGURE 1

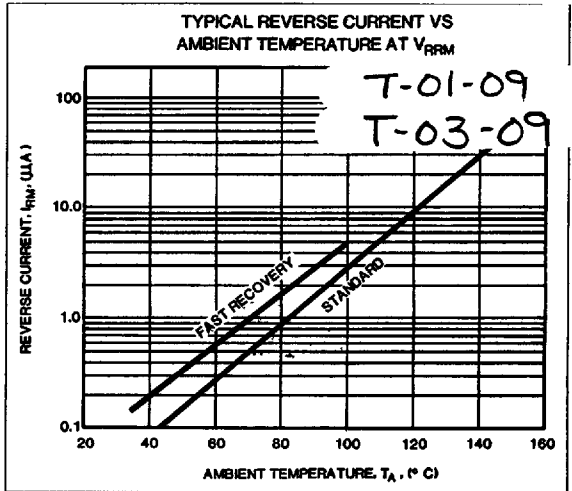


FIGURE 2

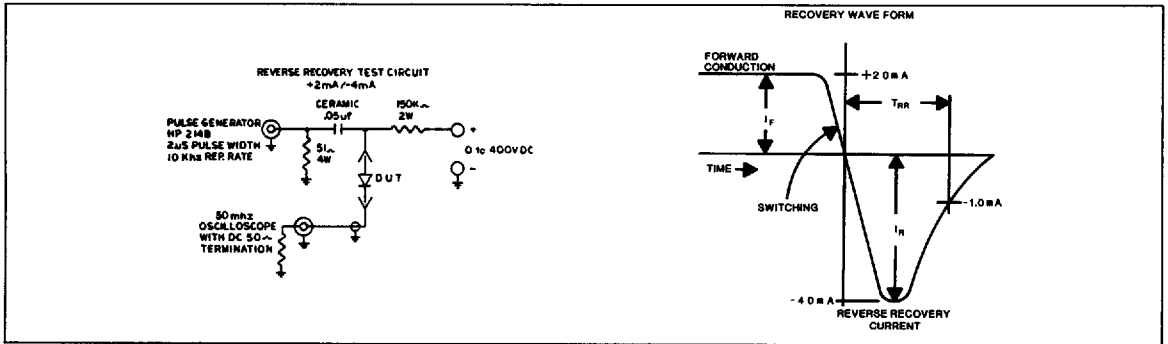


FIGURE 3