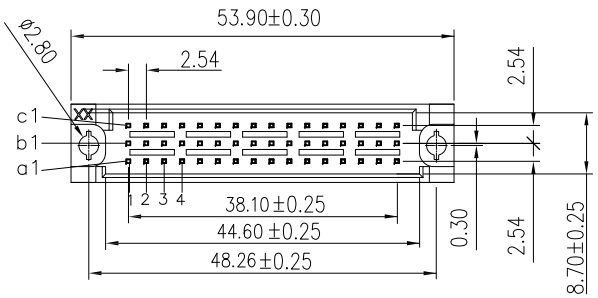

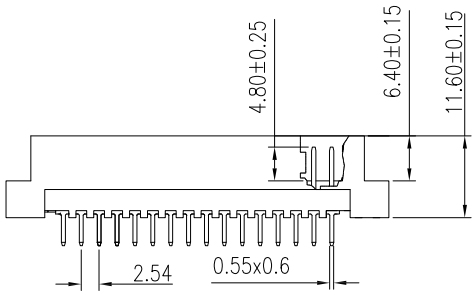

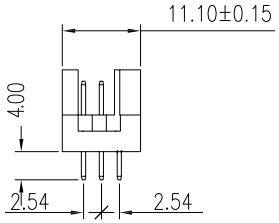

Technical specifications:

Materials:

1. Insulator: Glass-Filled PBT, Color: Grey, UL 94V-0
2. Contact: Copper Alloy

Contact plating according DIN41612 performance classes:

Performance class I (-1)	500 mating cycles min. 30u" AU plating on mating area, Gold Flash on non-mating area, 50u" Nickel underplating 100u" Sn plating on solder area over 50u" Nickel
Performance class II (-2)	250 mating cycles min. 15u" AU plating on mating area, Gold Flash on non-mating area, 50u" Nickel underplating 100u" Sn plating on solder area over 50u" Nickel
Performance class III (blank)	50 mating cycles min. Gold flash on mating side over 50u" Nickel 100u" Sn plating on solder area over 50u" Nickel

Other specifications:

Contact resistance:	20mOhm max.
Insulation resistance:	10^{12}Ohm min.
Current rating:	2A
Operating temperature:	-40°C to 105°C
Operating voltage:	125VAC
Test voltage:	1000VAC
Packaging:	Tray

Recommended P.C.B Layout Top Side)
(PCB BOARD TOLERANCE±0.05)

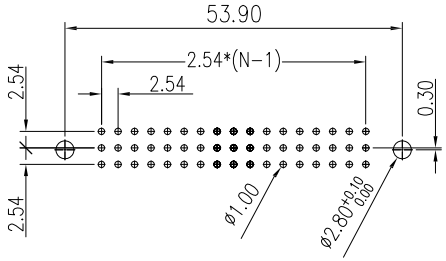

DIN41612 STYLE HALF C MALE STRAIGHT

ORDERING CODE										CONTACT DETAILS			
		Style	M=Male F=Female	No of pins	Rows loaded	Pin type		Plating Class	Board lock	Pin length in mm	Cross section	Pin load	Pin type/ direction
A	-	HC	M	xx	xx	x	-	x	x				

Options (if another contact loading option is needed, please contact your sales office)

A	-	HC	M	48	abc	T	-	1	MC1	T:	4.00 (±0.25)	0.60x0.60(±0.03)	abc: 3x16	THT straight
				32	a+c			2	blank				a+c: 2x16	
				16	a			blank					a: 1x16	

RoHS compliant

Unit:mm

Scale	Free
TOLERANCE	
X.	±X
X.X	±0.40
X.XX	±0.25
X.XXX	±0.15
DIM	TOL
Angle	±3°

Id.	Modification	Date	Name
②	Change to new plant	17.08.2020	Winnie
①	Update dimension & plating	13.11.2019	Carson
⓪	Drawn	30.08.2012	Amy

	Date	Name
Drawn	30.08.2012	Amy
Approved	17.08.2020	Winnie

ASSMANN WSW components

Description: DIN 41612
Type Half C / Male / Straight

ASSMANN WSW-No.
A-HCMxxxxx-xxx

Drawing-No.
ASS 4948 CO

rev02

Customer-No.

SHEET
1 / 4

SV4824

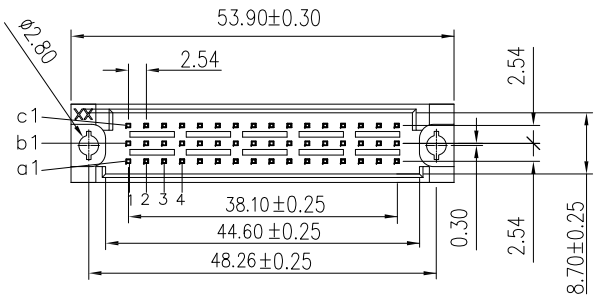

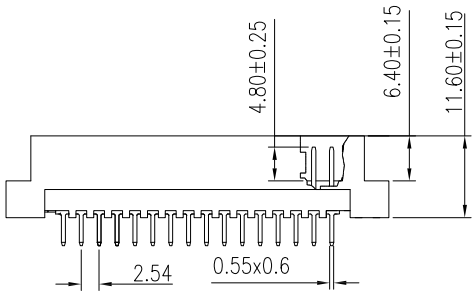

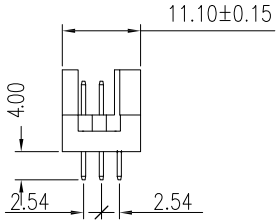

Recommended P.C.B Layout Top Side)
(PCB BOARD TOLERANCE±0.05)

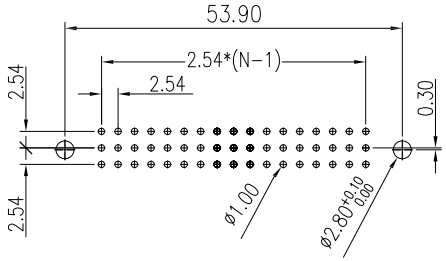

Technical specifications:

Materials:
1. Insulator: Glass-Filled PBT, Color: Grey, UL 94V-0
2. Contact: Copper Alloy

Contact plating according DIN41612 performance classes:

Performance class I (-1)	500 mating cycles min. 30u" AU plating on mating area, Gold Flash on non-mating area, 50u" Nickel underplating 100u" Sn plating on solder area over 50u" Nickel
Performance class II (-2)	250 mating cycles min. 15u" AU plating on mating area, Gold Flash on non-mating area, 50u" Nickel underplating 100u" Sn plating on solder area over 50u" Nickel
Performance class III (blank)	50 mating cycles min. Gold flash on mating side over 50u" Nickel 100u" Sn plating on solder area over 50u" Nickel

Other specifications:

Contact resistance:	20mOhm max.
Insulation resistance:	10^{12}Ohm min.
Current rating:	2A
Operating temperature:	-40°C to 105°C
Operating voltage:	125VAC
Test voltage:	1000VAC
Packaging:	Tray

DIN41612 STYLE HALF C MALE STRAIGHT

ORDERING CODE										CONTACT DETAILS			
		Style	M=Male F=Female	No of pins	Rows loaded	Pin type		Plating Class	Board lock	Pin length in mm	Cross section	Pin load	Pin type/ direction
A	-	HC	M	xx	xx	x	-	x	x				
Options (if another contact loading option is needed, please contact your sales office)													
A	-	HC	M	48	abc	T	-	1	MC1	T:	4.00 (±0.25)	0.60x0.60(±0.03)	abc: 3x16 THT straight
				32	a+c			2	blank				a+c: 2x16
				16	a			blank					a: 1x16

RoHS compliant
Unit:mm

Scale	Free
TOLERANCE	
X.	±X
X.X	±0.40
X.XX	±0.25
X.XXX	±0.15
DIM	TOL
Angle	±3°

Id.	Modification	Date	Name
②	Change to new plant	17.08.2020	Winnie
①	Update dimension & plating	13.11.2019	Carson
⓪	Drawn	30.08.2012	Amy

	Date	Name
Drawn	30.08.2012	Amy
Approved	17.08.2020	Winnie

ASSMANN WSW components

Description: DIN 41612
Type Half C / Male / Straight
Board-lock

ASSMANN WSW-No.
A-HCMxxxxx-xxx

Drawing-No.
ASS 4948 CO

rev02

Customer-No.

SHEET
2 / 4

SV4824

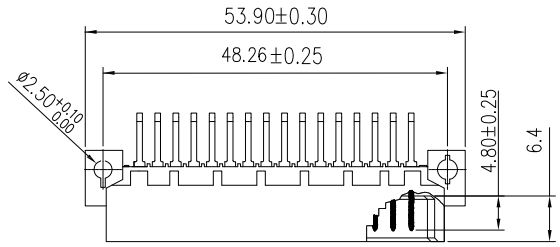

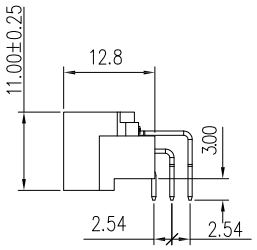

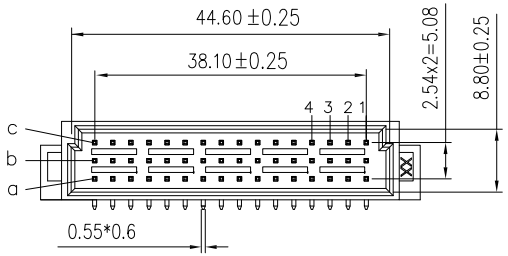

Technical specifications:

Materials:

1. Insulator: Glass-Filled PBT, Color: Grey, UL 94V-0
2. Contact: Copper Alloy

Contact plating according DIN41612 performance classes:

Performance class I (-1)	500 mating cycles min. 30u" AU plating on mating area, Gold Flash on non-mating area, 50u" Nickel underplating 100u" Sn plating on solder area over 50u" Nickel
Performance class II (-2)	250 mating cycles min. 15u" AU plating on mating area, Gold Flash on non-mating area, 50u" Nickel underplating 100u" Sn plating on solder area over 50u" Nickel
Performance class III (blank)	50 mating cycles min. Gold flash on mating side over 50u" Nickel 100u" Sn plating on solder area over 50u" Nickel

Other specifications:

Contact resistance:	20mOhm max.
Insulation resistance:	10^{12}Ohm min.
Current rating:	2A
Operating temperature:	-40°C to 105°C
Operating voltage:	125VAC
Test voltage:	1000VAC
Packaging:	Tray

Recommended P.C.B Layout(Top Side)
(PCB BOARD TOLERANCE±0.05)

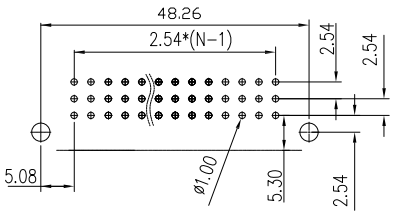

DIN41612 STYLE HALF C MALE RIGHT-ANGLE

ORDERING CODE										CONTACT DETAILS			
		Style	M=Male F=Female	No of pins	Rows loaded	Pin type		Plating Class	Board lock	Pin length in mm	Cross section	Pin load	Pin type/ direction
A	-	HC	M	xx	xx	x	-	x	x				

Options (if another contact loading option is needed, please contact your sales office)

A	-	HC	M	48	abc	R	-	1	MC1	R:	3.00 (±0.25)	0.60x0.60(±0.03)	abc: 3x16	THT right-angle
				32	a+c			2	blank				a+c: 2x16	
				16	a			blank					a: 1x16	

RoHS compliant

Unit:mm

Scale	Free
TOLERANCE	
X.	±X
X.X	±0.40
X.XX	±0.25
X.XXX	±0.15
DIM	TOL
Angle	±3°

Id.	Modification	Date	Name
②	Change to new plant	17.08.2020	Winnie
①	Update dimension & plating	13.11.2019	Carson
⓪	Drawn	30.08.2012	Amy

	Date	Name
Drawn	30.08.2012	Amy
Approved	17.08.2020	Winnie

ASSMANN WSW components

Description: DIN 41612
Type Half C / Male / R/A

ASSMANN WSW-No.
A-HCMxxxxx-xxx

Drawing-No.
ASS 4948 CO

rev02

Customer-No.

SHEET 3 / 4

SV4824

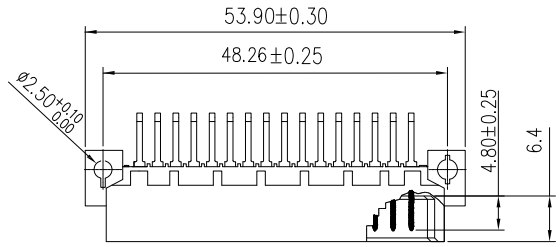

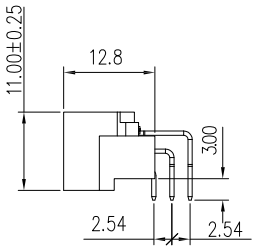

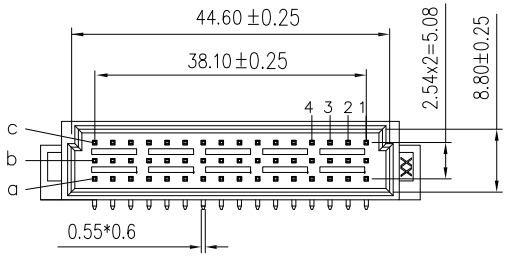

Technical specifications:

Materials:

1. Insulator: Glass-Filled PBT, Color: Grey, UL 94V-0
2. Contact: Copper Alloy

Contact plating according DIN41612 performance classes:

Performance class I (-1)	500 mating cycles min. 30u" AU plating on mating area, Gold Flash on non-mating area, 50u" Nickel underplating 100u" Sn plating on solder area over 50u" Nickel
Performance class II (-2)	250 mating cycles min. 15u" AU plating on mating area, Gold Flash on non-mating area, 50u" Nickel underplating 100u" Sn plating on solder area over 50u" Nickel
Performance class III (blank)	50 mating cycles min. Gold flash on mating side over 50u" Nickel 100u" Sn plating on solder area over 50u" Nickel

Other specifications:

Contact resistance:	20mOhm max.
Insulation resistance:	10^{12}Ohm min.
Current rating:	2A
Operating temperature:	-40°C to 105°C
Operating voltage:	125VAC
Test voltage:	1000VAC
Packaging:	Tray

Recommended P.C.B Layout(Top Side)
(PCB BOARD TOLERANCE±0.05)

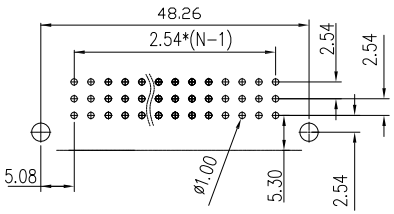

DIN41612 STYLE HALF C MALE RIGHT-ANGLE

ORDERING CODE										CONTACT DETAILS			
		Style	M=Male F=Female	No of pins	Rows loaded	Pin type		Plating Class	Board lock	Pin length in mm	Cross section	Pin load	Pin type/ direction
A	-	HC	M	xx	xx	x	-	x	x				

Options (if another contact loading option is needed, please contact your sales office)

A	-	HC	M	48	abc	R	-	1	MC1	R:	3.00 (±0.25)	0.60x0.60(±0.03)	abc: 3x16	THT right-angle
				32	a+c			2	blank				a+c: 2x16	
				16	a			blank					a: 1x16	

RoHS compliant

Unit:mm

Scale	Free
TOLERANCE	
X.	±X
X.X	±0.40
X.XX	±0.25
X.XXX	±0.15
DIM	TOL
Angle	±3°

Id.	Modification	Date	Name
②	Change to new plant	17.08.2020	Winnie
①	Update dimension & plating	13.11.2019	Carson
⓪	Drawn	30.08.2012	Amy

	Date	Name
Drawn	30.08.2012	Amy
Approved	17.08.2020	Winnie

ASSMANN WSW components

Description: DIN 41612
Type Half C / Male / R/A
Board-lock

ASSMANN WSW-No.
A-HCMxxxxx-xxx

Drawing-No.
ASS 4948 CO

rev02

Customer-No.

SHEET
4 / 4

SV4824