
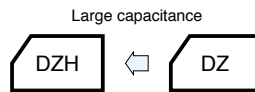


Standard, Large Capacitance Type Capacitors

GREEN CAP 60°C / 70°C 2.5V / 2.7V

- Environmentally Friendly : without environmentally hazardous substances such as Cd or Pb.
- Unlike batteries, excellent charge and discharge characteristics with no chemical reactions.



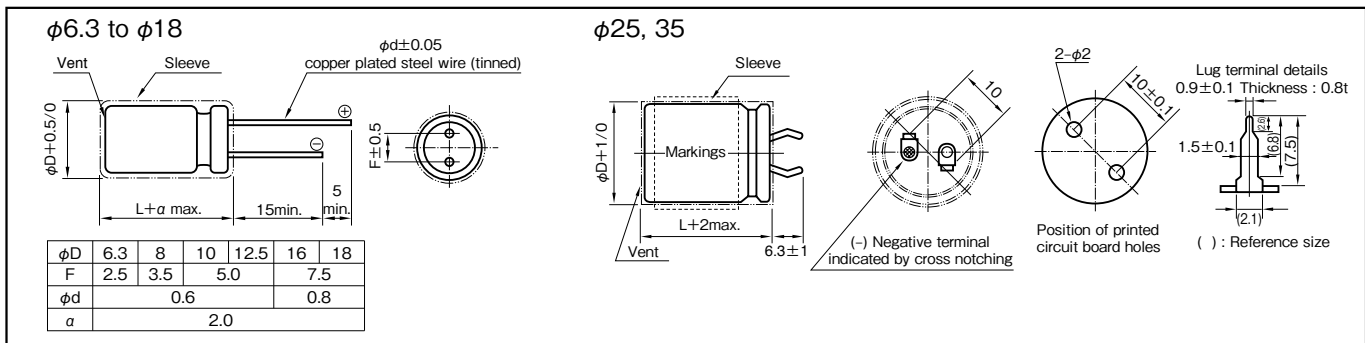
Marking color : White print on a black sleeve

Specifications

Item	Performance			
Series name	Series DZ		Series DZH	
Category temperature range (°C)	-25 to +70		-25 to +60	
Tolerance at rated capacitance (%)	-20 to +80		-20 to +80	
Internal resistance at 1kHz	Refer to the following page			
Characteristics at high and low temperature	Percentage of capacitance change	Within ±30% of the value at 20°C	Percentage of capacitance change	Within ±30% of the value at 20°C
	Internal resistance	Five times or less of the value at 20°C	Internal resistance	Eight times or less of the value at 20°C
Endurance	Test temperature	70°C	Test temperature	60°C
	Test time	1000 hours	Test time	2000 hours
	Percentage of capacitance change	Within ±30% of the initial measured value	Percentage of capacitance change	Within ±30% of the initial measured value
	Internal resistance	Four times or less of the initial specified value	Internal resistance	Four times or less of the initial specified value
Shelf life	Same as endurance		Same as endurance	
Applicable standards	Conforms to JIS C5160-1 (IEC 62391-1)			

Outline Drawing

Unit : mm



Part numbering system (example : 2.5V10F)

DZ	—	2R5	D	106	(Z6)(S)	T	—	□
Series code		Max. operating voltage symbol		Rated capacitance symbol	Casing symbol			Taping (Forming) symbol

Part number is refer to the following page.

Standard Ratings (Series DZ 2.5V)

Max. operating voltage (V)	Rated capacitance (F)	Max. Leakage Current (mA) after 24h	ELNA Parts No.	φD × L (mm)	Internal resistance (Ω max.) at 1kHz	Internal resistance (mΩ) at 1kHz (measurement value)
2.5	1	0.1	DZ-2R5D105F4T	6.3 × 14	1.0	400
2.5	1	0.1	DZ-2R5D105G3T	8 × 12	1.0	200
2.5	2.7	0.2	DZ-2R5D275G5ST	8 × 20	0.5	150
2.5	3.3	0.2	DZ-2R5D335H5T	10 × 20	0.3	90
2.5	4.7	0.3	DZ-2R5D475H5T	10 × 20	0.2	80
2.5	5.6	0.3	DZ-2R5D565H5T	10 × 20	0.2	70
2.5	6.8	0.4	DZ-2R5D685H6T	10 × 25	0.2	60
2.5	10	0.5	DZ-2R5D106H8T	10 × 35	0.2	40
2.5	10	0.5	DZ-2R5D106Z6ST	12.5 × 25	0.2	40
2.5	15	0.7	DZ-2R5D156Z8ST	12.5 × 35	0.2	35
2.5	15	0.7	DZ-2R5D156J5T	16 × 20	0.2	35
2.5	22	0.8	DZ-2R5D226J6T	16 × 25	0.2	30
2.5	33	0.8	DZ-2R5D336J8T	16 × 35.5	0.2	30
2.5	40	0.8	DZ-2R5D406K9T	18 × 40	0.2	30
2.5	50	1.0	DZ-2R5D506T	25 × 40	0.08	20
2.5	100	1.0	DZ-2R5D107S37T	25 × 50	0.08	15
2.5	200	2.0	DZ-2R5D207S57T	35 × 50	0.08	15

We tailor packaged product in series and parallel arrangements according to voltage and capacitance as required.

Standard Ratings (Series DZ 2.7V)

Max. operating voltage (V)	Rated capacitance (F)	Max. Leakage Current (mA) after 24h	ELNA Parts No.	φD × L (mm)	Internal resistance (Ω max.) at 1kHz	Internal resistance (mΩ) at 1kHz (measurement value)
2.7	1	0.2	DZ-2R7D105F4T	6.3 × 14	1.0	400
2.7	1	0.2	DZ-2R7D105G3T	8 × 12	1.0	200
2.7	2.7	0.3	DZ-2R7D275G5ST	8 × 20	0.5	150
2.7	3.3	0.3	DZ-2R7D335H5T	10 × 20	0.3	130
2.7	4.7	0.4	DZ-2R7D475H5T	10 × 20	0.2	80
2.7	5.6	0.4	DZ-2R7D565H5T	10 × 20	0.2	70
2.7	6.8	0.5	DZ-2R7D685H6T	10 × 25	0.2	60
2.7	10	0.6	DZ-2R7D106H8T	10 × 35	0.2	40
2.7	10	0.6	DZ-2R7D106Z6ST	12.5 × 25	0.2	40
2.7	15	0.8	DZ-2R7D156Z8ST	12.5 × 35	0.2	35
2.7	15	0.8	DZ-2R7D156J6T	16 × 25	0.2	35
2.7	22	1.0	DZ-2R7D226J7T	16 × 31.5	0.2	30
2.7	33	1.0	DZ-2R7D336J9T	16 × 40	0.2	30

We tailor packaged product in series and parallel arrangements according to voltage and capacitance as required.

Standard Ratings (Series DZH 2.5V)

Max. operating voltage (V)	Rated capacitance (F)	Max. Leakage Current (mA) after 24h	ELNA Parts No.	φD × L (mm)	Internal resistance (Ω max.) at 1kHz	Internal resistance (mΩ) at 1kHz (measurement value)
2.5	22	0.8	DZH-2R5D226Z8ST	12.5 × 35	0.2	55
2.5	50	1.0	DZH-2R5D506K9T	18 × 40	0.08	30
2.5	100	2.0	DZH-2R5D107S35T	25 × 40	0.08	20
2.5	300	5.0	DZH-2R5D307S57T	35 × 50	0.08	15

We tailor packaged product in series and parallel arrangements according to voltage and capacitance as required.