

DATA CONTAINED IN THIS DOCUMENT IS PROPRIETARY TO TROMPETER ELECTRONICS, INC. AND SHALL NOT BE DISCLOSED, COPIED OR USED FOR PROCUREMENT OR MANUFACTURE WITHOUT EXPRESS WRITTEN PERMISSION.

REV		ED	DESCRIPTION	DWN	APPROVED	DATE
J	11580		CHANGED "A" DIMENSION FROM: 1.46 TO 1.43; SEE ECO	DKC		

DASH NO	MODEL NO	CENTER CONTACT/INTMD CONTACT TYPE	FIG NO
-1	PL455ACFLP	SOCKET/PIN	1
-2	PL455ACFLS	PIN/SOCKET	
-3	PL455ACPP	SOCKET/PIN	2
-4	PL455ACPS	PIN/SOCKET	
-5	PL455ACRP	SOCKET/PIN	3
-6	PL455ACRS	PIN/SOCKET	
-7	PL455ACWP	SOCKET/PIN	4
-8	PL455ACWS	PIN/SOCKET	

CABLE GROUP NO	CABLES ACCOMMODATED	A DIM	B DIA	C HEX	ASSEMBLE PER
-201	M17/176-00002	1.43	.334	.255	TAI-162
-202	TWC-78-1, TROMPETER				
-203	TWC-124-1A, TROMPETER				
-204	10602, RAYCHEM				
-205	TWAC-78-1F2, TROMPETER				
-206	7826D0130, RAYCHEM				
-208	202-3927, MICRODOT				
-209	202-3942, MICRODOT				
-212	2524E0114, RAYCHEM				
-217	GC875T1N24H, GRUMMAN				
-218	EPD221888, RAYCHEM				
-219	252601114, RAYCHEM				
-220	GC875RR1, GRUMMAN				
-221	10614, RAYCHEM				
-222	10613, RAYCHEM				
-223	HMS2-1149, HUGHES				

INCH	MM
.005	0.13
.03	0.76
.062	1.65
.067	1.70
.080	2.03
.255	6.48
.334	8.48
.500	12.70
1.25	31.75
1.46	37.08

FIG 1

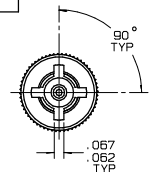


FIG 2

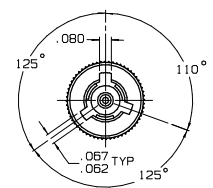


FIG 3

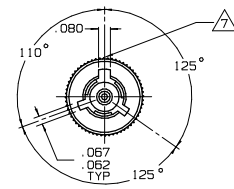
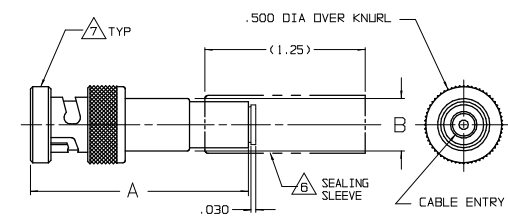
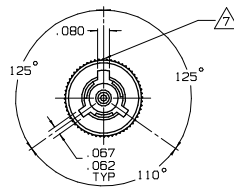


FIG 4



-3-221 SHOWN



THE ONE WIDE (.080) SLOT LOCATION IS SHOWN BY A GREEN ASTERISK ON THE O.D. OF THE BAYONET SLEEVE GUARD-RING FOR -3 AND SUBSEQUENT DASH NUMBERS

SEALING SLEEVE & CRIMP BUSHING SUPPLIED LOOSE WITH EACH CONNECTOR EXCEPT NOT USED ON -205, -208 & -223

5. EXAMPLE OF COMPLETE MODEL NO:
 PL455AC W P - 201
 BASIC MODEL NO (SEE TABLE 1) | CABLE GROUP NO (SEE TABLE 2)
 LUG POLARIZATION: FL = 4-LUG, FIG 1; P = 3-LUG, FIG 2; R = 3-LUG, FIG 3; W = 3-LUG, FIG 4
 CENTER & INTERMEDIATE CONTACT TYPE (SEE TABLE 1)

4. EXAMPLE OF COMPLETE PART NO:
 310-0064 - 201
 BASIC PART NO | DASH NO (LUG POLARIZATION, CENTER & INTERMEDIATE CONTACT TYPE; SEE TABLE 1) | CABLE GROUP NO (SEE TABLE 2)

3. CONCENTRIC TWINAX 4 PIECE ASSY, FULL CRIMP CABLE PLUG, SOCKET CENTER CONTACT AND PIN INTERMEDIATE CONTACT OR PIN CENTER CONTACT AND SOCKET INTERMEDIATE CONTACT

2. FINISH: TFS-1U (500 HOURS SALT SPRAY; NICKEL)

1. ALL DIM ARE IN INCHES

QTY	DESCRIPTION	PART NUMBER	ITEM
TOL UNLESS SPECIFIED .XX ± .03 .XXX ± .005 .XXXX ± .001 ANGLE ± 0° 30'	TROMPETER ELECTRONICS, INC.	PL455AC/FLP/FLS/PP/PS/RP/RS/WP/WS	
DWN DKC 4-1-96	MATERIAL	CODE IDENT	DRAWING NO.
CHK		14949	310-0064
ENGR			J
APPR	SCALE 2/1	DATE 5-21-87	SHEET 1 OF 2

NEXT ASSY