

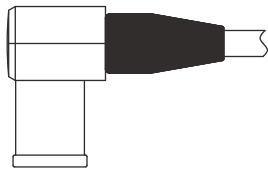
MICRODOT Standard Connectors — Slide-On Series

All plugs shown below mate with all jacks/receptacles shown below.



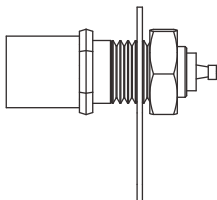
Plug

SOS-50 Ohm Series	SOS-70 Ohm Series	SOS-93 Ohm Series
032-0055-0001	032-0060-0001	032-0077-0001
	032-0087-0001	032-0084-0001



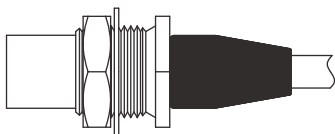
Right-Angle Plug

SOS-50 Ohm Series	SOS-70 Ohm Series	SOS-93 Ohm Series
032-0063-0001	032-0062-0001	032-0059-0001
		032-0083-0001



Plug Receptacle

SOS-50 Ohm Series	SOS-70 Ohm Series	SOS-93 Ohm Series
032-0042-0001	032-0042-0001	032-0042-0001
052-0061-0001	052-0061-0001	052-0061-0001
052-0471-0001	052-0471-0001	052-0471-0001



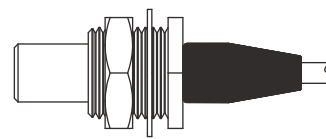
Bulkhead Plug

SOS-50 Ohm Series	SOS-70 Ohm Series	SOS-93 Ohm Series
032-0056-0001	032-0061-0001	032-0058-0001



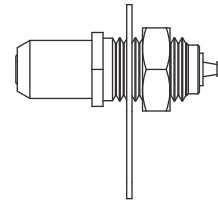
Jack

SOS-50 Ohm Series	SOS-70 Ohm Series	SOS-93 Ohm Series
031-0053-0001	031-0095-0001	031-0063-0001
		031-0093-0001



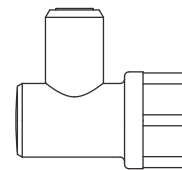
Bulkhead Jack

SOS-50 Ohm Series	SOS-70 Ohm Series	SOS-93 Ohm Series
031-0054-0001		031-0064-0001
		031-0094-0001



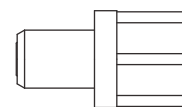
Receptacle

SOS-50 Ohm Series	SOS-70 Ohm Series	SOS-93 Ohm Series
031-0049-0001	031-0049-0001	031-0049-0001
051-0258-0001	051-0258-0001	051-0258-0001
051-0325-0001	051-0325-0001	051-0325-0001



Right-Angle Printed Circuit Receptacle

SOS-50 Ohm Series	SOS-70 Ohm Series	SOS-93 Ohm Series
031-0070-0001	031-0070-0001	031-0070-0001



Printed Circuit Receptacle

SOS-50 Ohm Series	SOS-70 Ohm Series	SOS-93 Ohm Series
031-0060-0001	031-0060-0001	031-0060-0001
031-0065-0001	031-0065-0001	031-0065-0001

MICRODOT Standard Connectors — Slide-On Series (Continued)

Straight Plugs

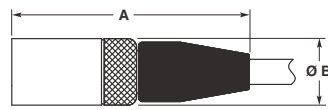



Fig. 1

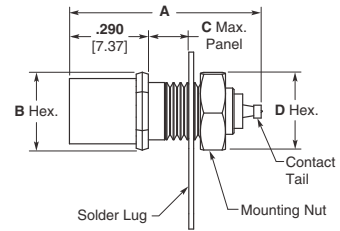


Fig. 2
Plug Receptacle

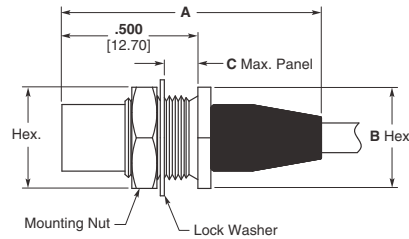
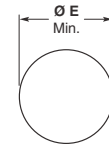


Fig. 3
Bulkhead Plug



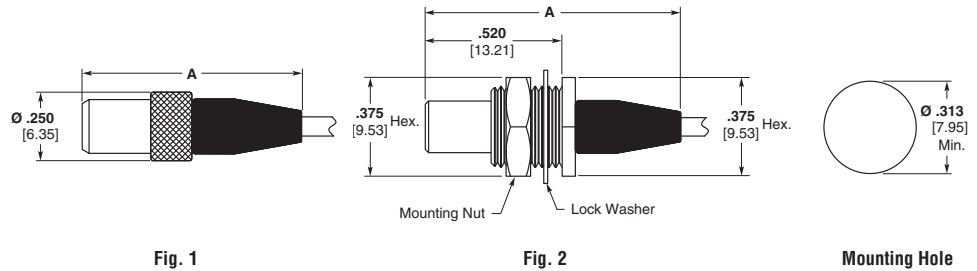
Mounting Hole
for Fig. 2 & 3

Part No.	Fig.	Dim. A	Dim. B	Dim. C	Dim. D	Dim. E	Cable Max. Jacket	Special Features	Instruction Sheet No.	Former MICRODOT I.S. No.	Assembly Tool
SOS-50 Series (50 Ohm)											
032-0042-0001	2	.705 17.91	.250 6.35	.160 4.06	.281 7.14	.217 5.51	—	Turret Pin Contact Tail	—	—	—
032-0055-0001	1	.870 22.10	.250 6.35	—	—	—	.088 2.24	—	408-8526	RF-ASMB-97	010-0007-0000
032-0056-0001	3	.950 24.13	.375 9.53	.145 3.68	.375 9.53	.313 7.95	.088 2.24	—	408-8526	RF-ASMB-97	010-0007-0000
052-0061-0001	2	.750 19.05	.250 6.35	.160 4.06	.281 7.14	.217 5.51	—	Solder Pot Contact Tail	—	—	—
052-0471-0001	2	.590 14.99	.250 6.35	.095 2.41	.281 7.14	.217 5.51	—	Straight Pin Contact Tail ¹	—	—	—
SOS-70 Series (70 Ohm)											
032-0042-0001	2	.705 17.91	.250 6.35	.160 4.06	.281 7.14	.217 5.51	—	Turret Pin Contact Tail	—	—	—
032-0060-0001	1	.880 22.35	.250 6.35	—	—	—	.093 2.36	—	408-8529	RF-ASMB-102	010-0007-0000
032-0061-0001	3	.960 24.38	.375 9.53	.145 3.68	.375 9.53	.313 7.95	.093 2.36	—	408-8526	RF-ASMB-97	010-0007-0000
032-0087-0001	1	.880 22.35	.250 6.35	—	—	—	.108 2.24	—	408-8526	RF-ASMB-97	010-0036-0000
052-0061-0001	2	.750 19.05	.250 6.35	.160 4.06	.281 7.14	.217 5.51	—	Solder Pot Contact Tail	—	—	—
052-0471-0001	2	.590 14.99	.250 6.35	.095 2.41	.281 7.14	.217 5.51	—	Straight Pin Contact Tail ¹	—	—	—
SOS-93 Series (93 Ohm)											
032-0042-0001	2	.705 17.91	.250 6.35	.160 4.06	.281 7.14	.217 5.51	—	Turret Pin Contact Tail	—	—	—
032-0058-0001	3	.960 24.38	.375 9.53	.145 3.68	.375 9.53	.313 7.95	.134 3.40	—	408-8529	RF-ASMB-102	010-1008-0000
032-0077-0001	1	.880 22.35	.250 6.35	—	—	—	.134 3.40	—	408-8529	RF-ASMB-102	010-1008-0000
032-0084-0001	1	1.06 26.92	.250 6.35	—	—	—	.154 3.91	—	408-8523	RF-ASMB-90	—
052-0061-0001	2	.750 19.05	.250 6.35	.160 4.06	.281 7.14	.217 5.51	—	Solder Pot Contact Tail	—	—	—
052-0471-0001	2	.590 14.99	.250 6.35	.095 2.41	.281 7.14	.217 5.51	—	Straight Pin Contact Tail ¹	—	—	—

¹Lockwasher supplied in place of solder lug.

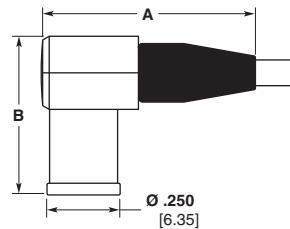
MICRODOT Standard Connectors — Slide-On Series (Continued)

Jacks



Part No.	Fig.	Dim. A	Cable Jacket Max.	Special Features	Instruction Sheet No.	Former MICRODOT I.S. No.	Assembly Tool
SOS-50 Series (50 Ohm)							
031-0053-0001	1	.800 20.32	.088 2.24		408-8531	RF-ASMB-104	010-0007-0000
031-0054-0001	2	.970 24.64	.088 2.24		408-8531	RF-ASMB-104	010-0007-0000
SOS-70 Series (70 Ohm)							
031-0095-0001	1	.810 20.57	.108 2.74		408-8531	RF-ASMB-104	010-0036-0000
SOS-93 Series (93 Ohm)							
031-0063-0001	1	.810 20.57	.134 3.40		408-8530	RF-ASMB-103	010-1008-0000
031-0064-0001	2	.980 24.89	.134 3.40		408-8530	RF-ASMB-103	010-1008-0000
031-0093-0001	1	1.100 27.94	.154 3.91	.305 [7.75] Dia. Over B.R. Cap	408-8532	RF-ASMB-105	—
031-0094-0001	2	.750 19.05	.154 3.91	Hex Nut Cable Clamp	408-8524	RF-ASMB-92	—

Right-Angle Plugs



Part No.	Dim. A	Dim. B	Cable Max. O.D.	Special Features	Instruction Sheet No.	Former MICRODOT I.S. No.	Assembly Tool
SOS-50 Series (50 Ohm)							
032-0063-0001	.735 18.67	.545 13.84	.092 2.34		408-8520	RF-ASMB-87	010-0016-0000
SOS-70 Series (70 Ohm)							
032-0062-0001	.745 18.92	.545 13.84	.111 2.82		408-8520	RF-ASMB-87	010-0016-0000
SOS-93 Series (93 Ohm)							
032-0059-0001	.745 18.92	.605 15.37	.134 3.40		408-8520	RF-ASMB-87	010-0017-0000
032-0083-0001	.745 18.92	.605 15.37	.155 3.94		408-8520	RF-ASMB-87	010-0017-0000

MICRODOT Standard Connectors — Slide-On Series (Continued)

Receptacles

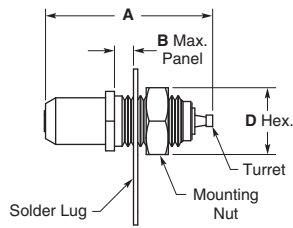


Fig. 1

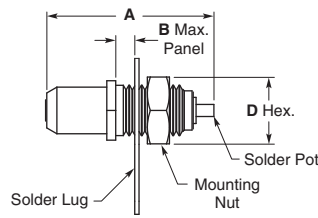
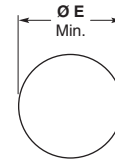


Fig. 2



Mounting Hole for Fig. 1 & 2

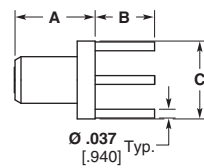


Fig. 3

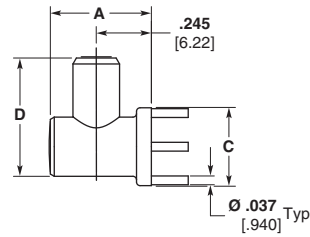
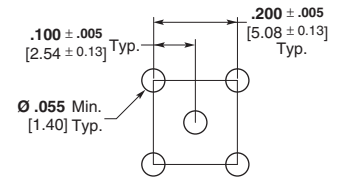


Fig. 4



Mounting Pattern for Fig. 3 & 4

Part No.	Fig.	Dim. A	Dim. B	Dim. C	Dim. D	Dim. E	Special Features
SOS-50 (50 Ohm), SOS-70 (70 Ohm), & SOS-93 (93 Ohm) Series							
031-0049-0001	1	.715 18.16	.160 4.06	.250 Hex. 6.35	.281 7.14	.217 5.51	
031-0060-0001	3	.340 8.64	.155 3.94	.330 Dia. 8.38	—	—	
031-0065-0001	3	.340 8.64	.250 6.35	.330 Dia. 8.38	—	—	
031-0070-0001	4	.425 10.79	.155 3.94	.330 Dia. 8.38	.540 13.72	—	
051-0258-0001	2	.715 18.16	.160 4.06	.250 Hex. 6.35	.281 7.14	.217 5.51	
051-0325-0001	1	.570 14.48	.140 3.56	.250 Hex. 6.35	—	.216-32 5.49 Thd.	No Nut or Lockwasher, Threads into Panel