


**Data sheet | Item number: 289-505**

Interface module; Pluggable connector per DIN 41651; 26-pole; PCB terminal blocks, double-row; in mounting carrier; 2,50 mm<sup>2</sup>

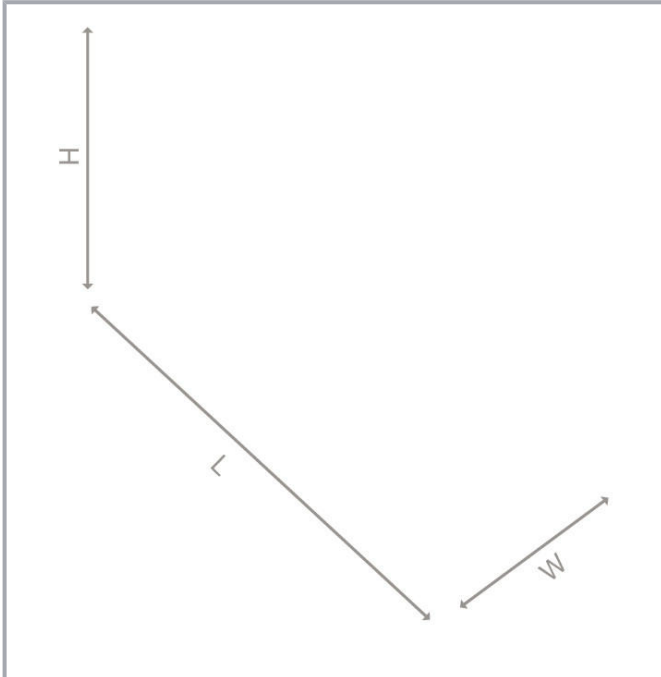
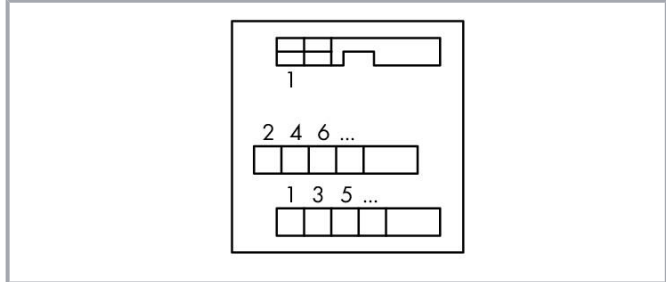


[www.wago.com/289-505](http://www.wago.com/289-505)



**i** Picture differs from the item.

Similar to picture



Subject to changes. Please also observe the further product documentation!

WAGO Kontakttechnik GmbH & Co. KG  
Hansastr. 27  
32423 Minden  
Phone: +49571 887-0 | Fax: +49571 887-169  
Email: [info.de@wago.com](mailto:info.de@wago.com) | Web: [www.wago.com](http://www.wago.com)

Do you have any questions about our products?  
We are always happy to take your call at +49 (571) 887-44222.



## Data

### Electrical Data

Operating voltage	≤ AC 100 V; ≤ DC 125 V
Nominal current	1 A

### Safety and protection

Rated voltage	100 V
Rated surge voltage	0.8 kV
Pollution degree	2
Protection type	IP20

### Connection data

Pole No.	26
Connection type (1)	System
Pluggable connectors	DIN 41651 male connector
Mating direction	vertical
Connection type 2	Field
Pole number 2	26
Design 2	PCB terminal blocks (double-row)
Connection technology 2	CAGE CLAMP®
WAGO Connector 2	WAGO 236 Series
Solid conductor 2	0.08 ... 2.5 mm <sup>2</sup> / 28 ... 12 AWG
Fine-stranded conductor 2	0.08 ... 2.5 mm <sup>2</sup> / 28 ... 12 AWG
Strip length 2	5 ... 6 mm / 0.2 ... 0.24 inch
Note (conductor cross-section)	12 AWG: THHN, THWN
Performance level	3 / 50 mating cycles

### Physical data

Width	71 mm / 2.795 inch
Height from upper-edge of DIN-rail	36 mm / 1.417 inch
Depth	85 mm / 3.346 inch

### Mechanical data

Mounting type	DIN-35 rail
---------------	-------------

Subject to changes. Please also observe the further product documentation!

WAGO Kontakttechnik GmbH & Co. KG  
 Hansastr. 27  
 32423 Minden  
 Phone: +49571 887-0 | Fax: +49571 887-169  
 Email: [info.de@wago.com](mailto:info.de@wago.com) | Web: [www.wago.com](http://www.wago.com)

Do you have any questions about our products?  
 We are always happy to take your call at +49 (571) 887-44222.

Housing design

Mounting carrier

## Material data

Contact material (connector)

Au over Ni

Weight

75.3 g

## Environmental requirements

Surrounding air temperature (operation)

-20 ... 55 °C

Surrounding air temperature (storage)

-40 ... 70 °C

Relative humidity

85% (non-condensing)

## Commercial data

Product Group

6 (Interface Electronics)

Packaging type

BOX

Country of origin

DE

GTIN

4045454353483

Customs tariff number

85366990990

## Compatible products

### tools



Item no.: 210-720

Operating tool; Blade: 3.5 x 0.5 mm; with a partially insulated shaft; multicoloured

[www.wago.com/210-720](http://www.wago.com/210-720)

### Marking accessories



Item no.: 709-177

Marking strips; on reel; 7.5 mm wide; not stretchable; plain; snap-on type; translucent

[www.wago.com/709-177](http://www.wago.com/709-177)

Item no.: 709-178

Marking strips; on reel; 7.5 mm wide; not stretchable; plain; snap-on type; white

[www.wago.com/709-178](http://www.wago.com/709-178)

Item no.: 709-196

Marking strips; for laser printer; translucent

[www.wago.com/709-196](http://www.wago.com/709-196)

Item no.: 709-198

Marking strips; white

[www.wago.com/709-198](http://www.wago.com/709-198)

## Downloads

### Documentation

#### Bid Text

289-505

Subject to changes. Please also observe the further product documentation!

WAGO Kontakttechnik GmbH &amp; Co. KG

Hansastr. 27

32423 Minden

Phone: +49571 887-0 | Fax: +49571 887-169

Email: [info.de@wago.com](mailto:info.de@wago.com) | Web: [www.wago.com](http://www.wago.com)

Do you have any questions about our products?

We are always happy to take your call at +49 (571) 887-44222.



doc - Datei	2015 Feb 9	doc 25.6 kB	Download
289-505 X81 - Datei	2019 Feb 19	xml 3.3 kB	Download
<b>Instruction Leaflet</b>		pdf 1.3 MB	Download
<b>Additional Information</b>			
Disposal; Electrical and electronic equipment, Packaging	V 1.0.0	pdf 265.8 kB	Download

## CAD/CAE-Data

### CAD data

2D/3D Models 289-505	URL	Download
----------------------	-----	----------

### CAE data

EPLAN Data Portal 289-505	URL	Download
WSCAD Universe 289-505	URL	Download
ZUKEN Portal 289-505	URL	Download

## Environmental Product Compliance


### Compliance Search

Environmental Product Compliance 289-505 Interface module; Pluggable connector per DIN 41651; 26-pole; PCB terminal blocks, double-row; in mounting carrier; 2,50 mm <sup>2</sup>	URL	Download
--	-----	----------


## Installation Notes

### Conductor termination

Subject to changes. Please also observe the further product documentation!




Conductor termination – screwdriver actuation parallel to conductor entry




Conductor termination – screwdriver actuation perpendicular to conductor entry

### Installation



Snapping a module onto DIN-rail.



Removing a module from the DIN-rail.

Subject to changes. Please also observe the further product documentation!