






-  Both Transmit and Receive Transformers designed in a single SMT package
-  Models designed for leading transceiver ICs
-  Isolation voltage: 1500Vrms



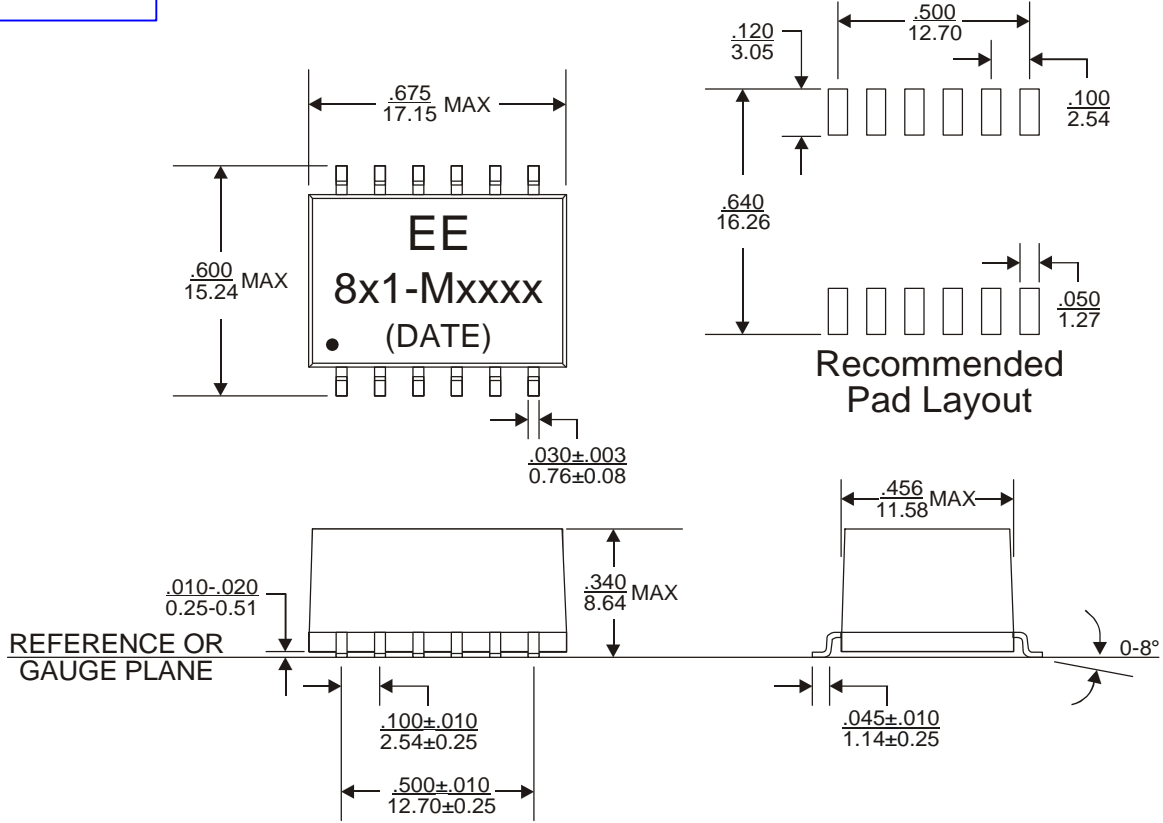
### ELECTRICAL SPECIFICATION @25°C

Part Number	Turns Ratio (Pri : Sec ± 2%)	OCL (mH Min)	LL (uH Max)	C <sub>ww</sub> (pF Max)	DCR (Ω Max)		Schematic	Primary Pins
					Primary	Secondary		
Extended Temperature Range Models – Operating Temperature -40°C to +85°C								
821-M0099	1CT:2CT & 1CT:2CT	1.20	0.80	50	1.00	1.70	2	12-10, 4-6
821-M0100	1CT:2CT & 1:1.36CT	1.60	1.00 & 0.80	60 & 55	1.70	2.00 & 1.70	1	12-10, 4-6
821-M0101	1:1.15CT & 1CT:2CT	1.60	0.80	60 & 50	1.00	1.20 & 2.00	4	12-10, 4-6
821-M0102	1:1/1.26CT & 1:2CT	1.20	0.80	50 & 60	1.00	1.10 & 1.70	5	12-10, 4-6
821-M0103	1:2CT & 2:1	1.60	1.30	55 & 40	1.10	1.10 & 0.70	6	1-3, 4-6
821-M0104	1CT:1CT & 1CT:1CT	1.20	0.80	50	1.00	1.00	2	1-3, 4-6
821-M0105	1CT:1.15CT & 1CT:1.15CT	1.20	0.80	50	1.20	1.40	2	1-3, 4-6
821-M0106	1CT:1CT & 1CT:2CT	1.20	0.80	50	1.00	1.00 & 1.80	2	1-3, 4-6
821-M0107	1CT:1.15CT & 1CT:1CT	1.60	0.80	60	1.20	1.40 & 1.20	2	12-10, 4-6
821-M0108	1CT:1.36CT & 1CT:1.36CT	1.20	0.80	50	1.20	1.40	2	1-3, 4-6
821-M0109	1CT:1.41CT & 1CT:1.41CT	1.20	0.80	50	1.40	1.20	2	12-10, 9-7
821-M0110	1CT:2.3CT & 1CT:2CT	1.20	0.80	60 & 50	1.20	2.10	2	10-12, 4-6
821-M1647	1CT:1CT & 1CT:2CT	1.20	0.80	50	1.00	1.00 & 1.80	2	1-3, 4-6
Standard Temperature Range Models – Operating Temperature 0°C to +70°C								
821-M0379	1CT:1 & 1:1.36CT	0.70	0.70	20	0.25 & 0.50	0.80 & 0.40	7	1-3, 9-7
801-M0099	1CT:2CT & 1CT:2CT	1.20	0.60	35	0.70	1.20	2	12-10, 4-6
801-M0100	1CT:2CT & 1:1.36CT	1.20	0.60 & 0.80	35 & 37	0.70	1.20 & 0.90	1	12-10, 4-6
801-M0101	1:2CT & 1:1.14CT	1.20	0.55 & 0.80	40 & 35	0.70	1.20 & 0.90	5	12-10, 4-6
801-M0102	1CT:2CT & 1:1	1.20	0.30-0.55 & 0.80	30	0.70	1.20 & 0.70	3	1-3, 5-6
801-M0103	1:1.15CT & 1CT:2CT	1.50 & 1.20	0.80 & 0.60	35	0.70	0.90 & 1.20	4	12-10, 4-6
801-M0104	1:1/1.26 & 1:2CT	1.50 & 1.20	0.40 & 0.50	40	0.70	0.90 & 1.20	5	12-10, 4-6
801-M0105	1CT:2CT & 1:1.08CT	1.20	0.60	40 & 30	0.70	1.10 & 0.90	1	12-10, 4-6
801-M0106	1:1/1.26 & 1:1/1.26	1.50	0.40	45	0.80	1.00	7	12-10, 9-7



**MECHANICAL DIMENSIONS**

Package: SM012B




Note : All dimensions are specified in  $\frac{\text{inches}}{\text{mm}}$  with higher precedence in inches.  
 Unless otherwise specified, all tolerances are  $\pm \frac{.010}{0.25}$ .

Weight (in gram)	: 4.0 typ.
Tape & Reel	: 250 / reel

**SCHEMATICS**

Schematics 1 & 2

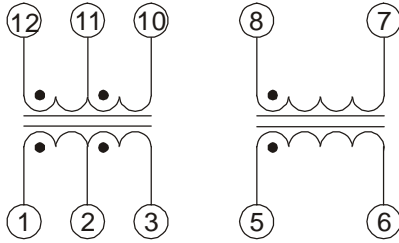




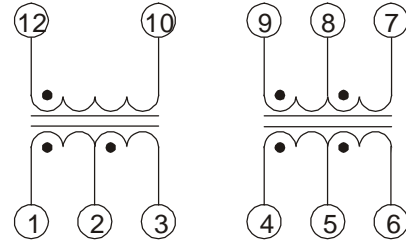
**SCHEMATICS**

Schematics 3, 4, 5, 6 & 7

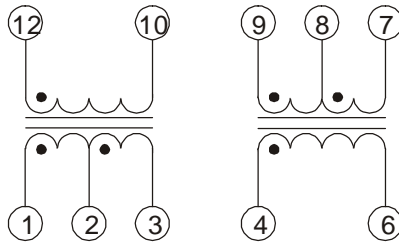
**3**



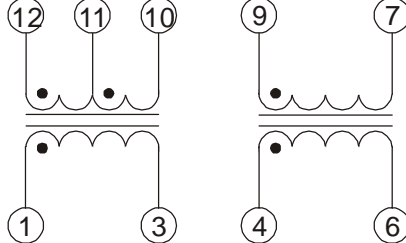
**4**



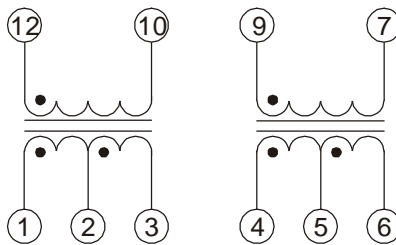
**5**



**6**



**7**



**FOR MORE INFORMATION, PLEASE CONTACT**

**HEADQUARTER**

Unit B10, 3/F., Merit Industrial Centre,  
94 Tokwawan Road, Kowloon,  
Hong Kong  
Tel: (852) 2954 3333  
Fax: (852) 2954 3304  
Email: eempl@eleceltek.com  
Website: <http://www.eleceltek.com>

Information herein is for reference only and subject to change without notice. It does not constitute any representation, warranty or commitment of the company in respect of the products in any aspect. All logos, brands and product names mentioned herein are trademarks or registered trademarks of their respective owners. The company does not assume any liability arising out of the application or use of any product or circuit described herein. Copyrights 2003, E & E Magnetic Products Limited.