
HD74AC123A

Dual Retriggerable Resetable Multivibrator

HITACHI

ADE-205-365 (Z)
1st. Edition
Sep. 2000

Description

Each half of the HD74AC123A features retriggerable capability, complementary dc level triggering and overriding Direct Clear. When a circuit is in the quasi-stable (delay) state, another trigger applied to the inputs (per the Truth Table) will cause the delay period to start again, without disturbing the outputs. By repeating this process, the output pulse period (Q High, \bar{Q} Low) can be made as long as desired. Alternatively, a delay period can be terminated at any time by a Low signal on \bar{C}_D , which also inhibits triggering. An internal connection from \bar{C}_D to the input gate makes it possible to trigger the circuit by a positive-going signal on \bar{C}_D , as shown in the Truth Table. For timing capacitor values greater than 1000 pF, the output pulse width is defined as follows.

Where t_w is in ns, R_x is in k and C_x is in pF.

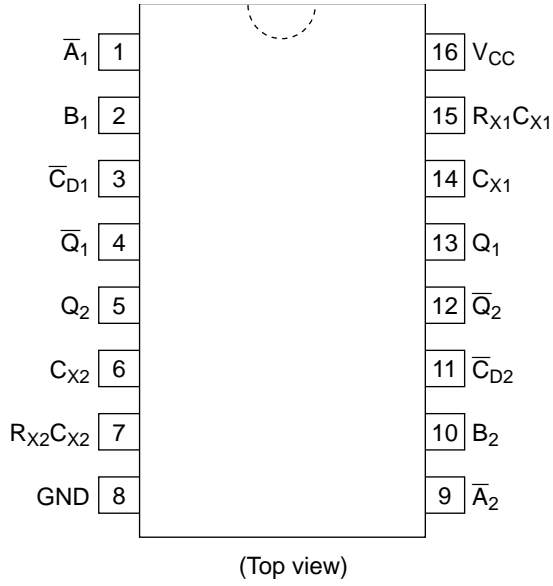
$$t_w = R_x C_x$$

Feature

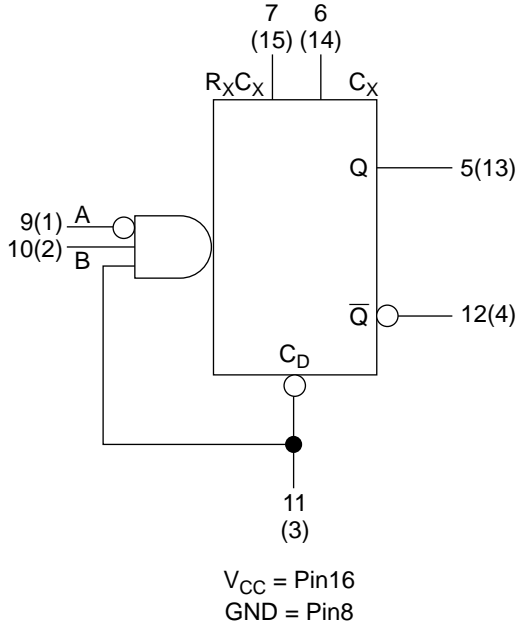
- Outputs Source/Sink 24 mA

HD74AC123A

Pin Arrangement



Logic Symbol








HITACHI

Pin Names

$\overline{A}_1, \overline{A}_2$	Trigger Inputs (Active Falling Edge)
B_1, B_2	Trigger Inputs (Active Rising Edge)
$\overline{C}_{D1}, \overline{C}_{D2}$	Direct Clear Inputs (Active Low)
Q_1, Q_2	Positive Pulse Outputs
$\overline{Q}_1, \overline{Q}_2$	Negative Pulse Outputs


Triggering Truth Table


Inputs			
A	B	\overline{C}_D	Response
X	X	L	No trigger
	L	X	No trigger
	H	H	Trigger
H		X	No trigger
L		H	Trigger
L	H		Trigger

H : High Voltage Level

L : Low Voltage Level

X : Immaterial

: Low-to-High Transition

: High-to-Low Transition

DC Characteristics (unless otherwise specified)

Item	Symbol	Max	Unit	Condition
Maximum quiescent supply current	I_{CC}	220	μA	$V_{IN} = V_{CC}$ or ground, $V_{CC} = 5.5 V$, $T_a = \text{Worst case}$
Maximum quiescent supply current	I_{CC}	130	μA	$V_{IN} = V_{CC}$ or ground, $V_{CC} = 5.5 V$, $T_a = 25^\circ C$

HD74AC123A

AC Characteristics: HD74AC123A

Item	Symbol	V_{CC} (V)*1	$T_a = +25^\circ\text{C}$ $C_L = 50 \text{ pF}$			$T_a = -40^\circ\text{C}$ to $+85^\circ\text{C}$ $C_L = 50 \text{ pF}$		Unit	Condition
			Min	Typ	Max	Min	Max		
Propagation delay \bar{A} or B to Q	t_{PLH}	3.3	1.0	—	19.0	1.0	22.0	ns	$C_{ext} = 0 \text{ pF}$ Rest = 5 k Ω
		5.0	1.0	—	15.0	1.0	17.0		
Propagation delay \bar{A} or B to \bar{Q}	t_{PHL}	3.3	1.0	—	19.0	1.0	22.0	ns	
		5.0	1.0	—	15.0	1.0	17.0		
Propagation delay \bar{C}_{Dn} to \bar{Q}	t_{PLH}	3.3	1.0	—	15.0	1.0	18.0	ns	
		5.0	1.0	—	12.0	1.0	13.5		
Propagation delay \bar{C}_{Dn} to Q	t_{PHL}	3.3	1.0	—	15.0	1.0	18.0	ns	
		5.0	1.0	—	12.0	1.0	13.5		

Note: 1. Voltage Range 3.3 is $3.3 \text{ V} \pm 0.3 \text{ V}$
Voltage Range 5.0 is $5.0 \text{ V} \pm 0.5 \text{ V}$

AC Operating Requirements: HD74AC123A

Item	Symbol	V_{CC} (V)*1	$T_a = +25^\circ\text{C}$ $C_L = 50 \text{ pF}$		$T_a = -40^\circ\text{C}$ to $+85^\circ\text{C}$ $C_L = 50 \text{ pF}$		Unit	Condition
			Typ	Guaranteed Minimum	Guaranteed Minimum	Guaranteed Minimum		
Pulse width \bar{A} or B or \bar{C}_{Dn}	t_w	3.3	—	5.0	7.0	ns	$C_{ext} = 0 \text{ pF}$ Rest = 5 k Ω	
		5.0	—	4.5	5.0			
Recovery time \bar{C}_{Dn} to \bar{A} or B	t_{rec}	3.3	—	2.0	2.0	ns		
		5.0	—	2.0	2.0			

Note: 1. Voltage Range 3.3 is $3.3 \text{ V} \pm 0.3 \text{ V}$
Voltage Range 5.0 is $5.0 \text{ V} \pm 0.5 \text{ V}$

Item	Symbol	V _{CC} (V) ^{*1}	Ta = +25°C C _L = 50 pF			Ta = -40°C to +85°C C _L = 50 pF		Unit	Condition
			Min	Typ	Max	Min	Max		
Output pulse width	T _{WQ}	3.3	—	—	—	—	—	ms	Cext = 0.1 μF
		5.0	0.90	—	1.10	0.85	1.15		Rext = 10 kΩ
Minimum output pulse width	T _{WQ(min)}	3.3	190	—	350	170	380	ns	Cext = 28 pF
		5.0	160	—	300	140	330		Rext = 2 kΩ

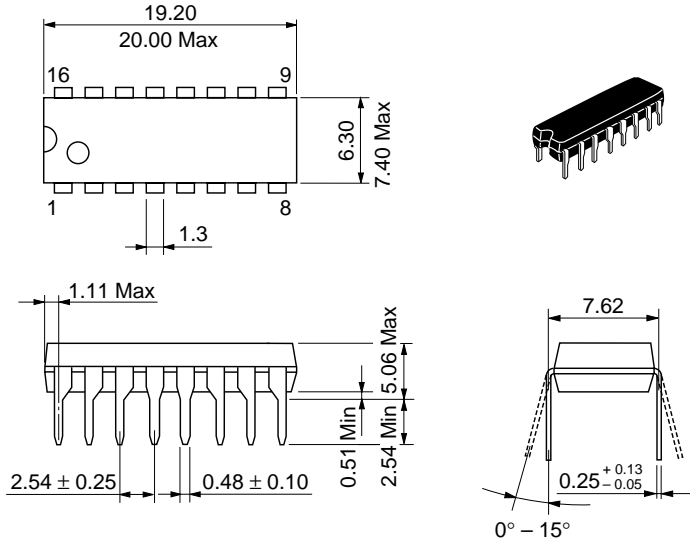
Note: 1. Voltage Range 3.3 is 3.3 V ± 0.3 V

Voltage Range 5.0 is 5.0 V ± 0.5 V

Cext and Rext should be connected as close to the IC terminals as possible, in order to prevent malfunction.

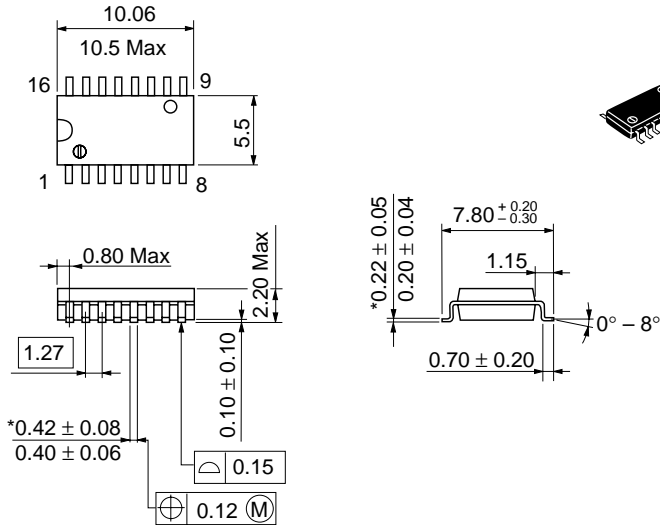
Package Dimensions

Unit: mm



Hitachi Code	DP-16
JEDEC	Conforms
EIAJ	Conforms
Mass (reference value)	1.07 g

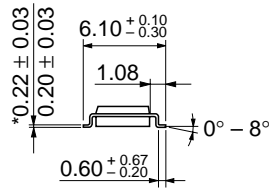

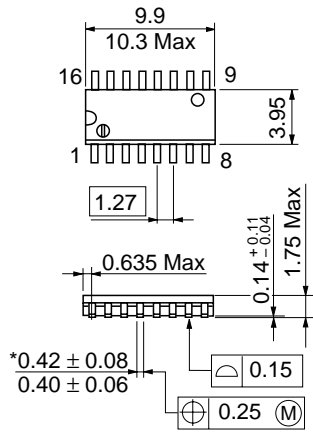
Unit: mm



Hitachi Code	FP-16DA
JEDEC	—
EIAJ	Conforms
Mass (reference value)	0.24 g

*Dimension including the plating thickness
Base material dimension

Unit: mm



*Dimension including the plating thickness
 Base material dimension

Hitachi Code	FP-16DN
JEDEC	Conforms
EIAJ	Conforms
Mass (reference value)	0.15 g

Cautions

1. Hitachi neither warrants nor grants licenses of any rights of Hitachi's or any third party's patent, copyright, trademark, or other intellectual property rights for information contained in this document. Hitachi bears no responsibility for problems that may arise with third party's rights, including intellectual property rights, in connection with use of the information contained in this document.
2. Products and product specifications may be subject to change without notice. Confirm that you have received the latest product standards or specifications before final design, purchase or use.
3. Hitachi makes every attempt to ensure that its products are of high quality and reliability. However, contact Hitachi's sales office before using the product in an application that demands especially high quality and reliability or where its failure or malfunction may directly threaten human life or cause risk of bodily injury, such as aerospace, aeronautics, nuclear power, combustion control, transportation, traffic, safety equipment or medical equipment for life support.
4. Design your application so that the product is used within the ranges guaranteed by Hitachi particularly for maximum rating, operating supply voltage range, heat radiation characteristics, installation conditions and other characteristics. Hitachi bears no responsibility for failure or damage when used beyond the guaranteed ranges. Even within the guaranteed ranges, consider normally foreseeable failure rates or failure modes in semiconductor devices and employ systemic measures such as fail-safes, so that the equipment incorporating Hitachi product does not cause bodily injury, fire or other consequential damage due to operation of the Hitachi product.
5. This product is not designed to be radiation resistant.
6. No one is permitted to reproduce or duplicate, in any form, the whole or part of this document without written approval from Hitachi.
7. Contact Hitachi's sales office for any questions regarding this document or Hitachi semiconductor products.

HITACHI

Hitachi, Ltd.

Semiconductor & Integrated Circuits.
Nippon Bldg., 2-6-2, Ohte-machi, Chiyoda-ku, Tokyo 100-0004, Japan
Tel: Tokyo (03) 3270-2111 Fax: (03) 3270-5109

URL North America : <http://semiconductor.hitachi.com/>
 Europe : <http://www.hitachi-eu.com/hel/ecg>
 Asia : <http://sicapac.hitachi-asia.com>
 Japan : <http://www.hitachi.co.jp/Sicd/indx.htm>

For further information write to:

Hitachi Semiconductor
(America) Inc.
179 East Tasman Drive,
San Jose, CA 95134
Tel: <1> (408) 433-1990
Fax: <1> (408) 433-0223

Hitachi Europe GmbH
Electronic Components Group
Dornacher Straße 3
D-85622 Feldkirchen, Munich
Germany
Tel: <49> (89) 9 9180-0
Fax: <49> (89) 9 29 30 00

Hitachi Europe Ltd.
Electronic Components Group.
Whitebrook Park
Lower Cookham Road
Maidenhead
Berkshire SL6 8YA, United Kingdom
Tel: <44> (1628) 585000
Fax: <44> (1628) 585160

Hitachi Asia Ltd.
Hitachi Tower
16 Collyer Quay #20-00,
Singapore 049318
Tel: <65>-538-6533/538-8577
Fax : <65>-538-6933/538-3877
URL : <http://www.hitachi.com.sg>

Hitachi Asia Ltd.
(Taipei Branch Office)
4/F, No. 167, Tun Hwa North Road,
Hung-Kuo Building,
Taipei (105), Taiwan
Tel: <886>-(2)-2718-3666
Fax : <886>-(2)-2718-8180
Telex : 23222 HAS-TP
URL : <http://www.hitachi.com.tw>

Hitachi Asia (Hong Kong) Ltd.
Group III (Electronic Components)
7/F., North Tower,
World Finance Centre,
Harbour City, Canton Road
Tsim Sha Tsui, Kowloon,
Hong Kong
Tel : <852>-(2)-735-9218
Fax : <852>-(2)-730-0281
URL : <http://www.hitachi.com.hk>

Copyright © Hitachi, Ltd., 2000. All rights reserved. Printed in Japan.
Colophon 2.0

HITACHI