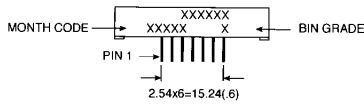
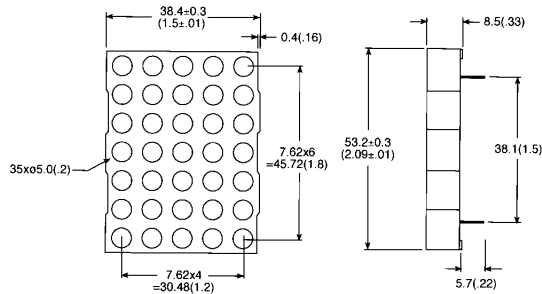


**YELLOW GMA 2875C GMC 2875C
HER GMA 2975C GMC 2975C
GREEN GMA 2475C GMC 2475C
BICOLOR RED/GREEN GMA 2675C**

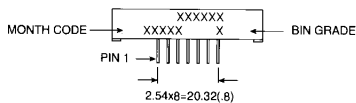
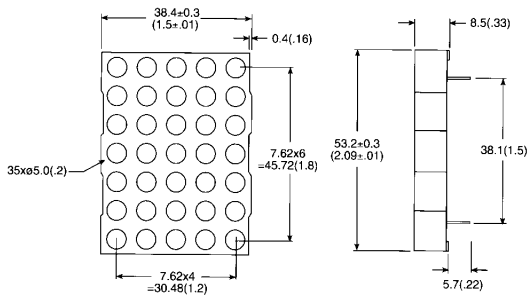
PACKAGE DIMENSIONS

A. GMX2X75C



ST2639

B. GMA2675C



ST2640

DESCRIPTION

These are 5×7 dot matrix displays with large emitting area (0.2" diameter) LED sources. The GMX2X75C series are single color displays with the exception of GMA2675C which is a bicolor of red/green displays.

All displays have gray face and white dot color. Other face or dot colors are available with minimum requirement.

The X in GMX denotes row anode or row cathode.

FEATURES

- 2.0" (50.7 mm) character height
- Low power requirement
- High contrast & brightness
- Wide viewing angle 130°
- 5 × 7 array with X-Y select
- Compatible with USASCII and EBCDIC codes
- X-Y stackable
- Choice of two matrix orientation anode or cathode column
- Easy mounting on PCB
- Categorized for luminous intensity
- Single color displays have the choice of 3 bright colors — yellow/orange/green
- Multicolor color displays are applicable to 3 bright colors — greens, orange (HER) and yellow (green and HER mixed)

NOTES:

1. ALL PINS ARE 00.5 (.02).
2. DIMENSIONS IN MILLIMETERS (INCH), TOLERANCE IS ±0.25 (.01) UNLESS OTHERWISE NOTED.

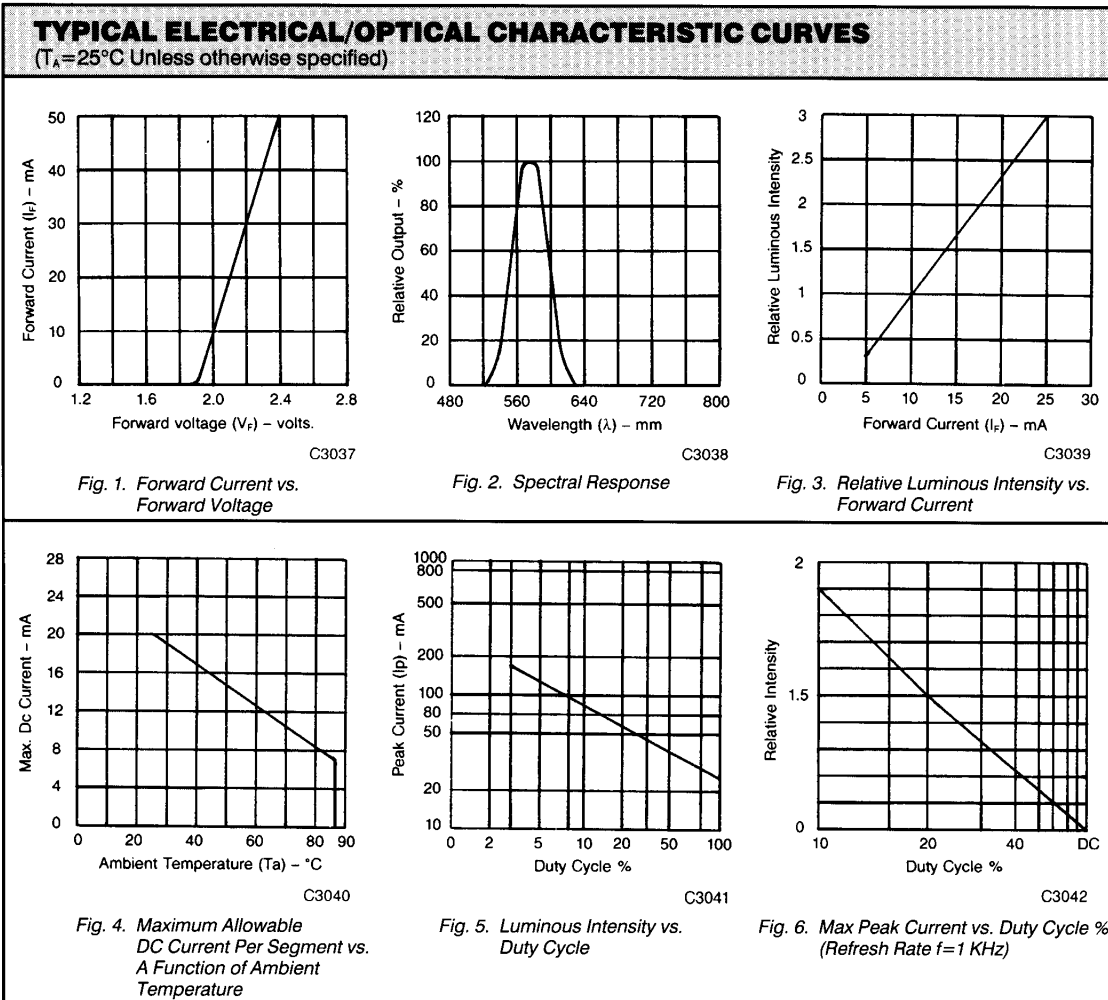


**2.0" 5 × 7
DOT MATRIX DISPLAYS**

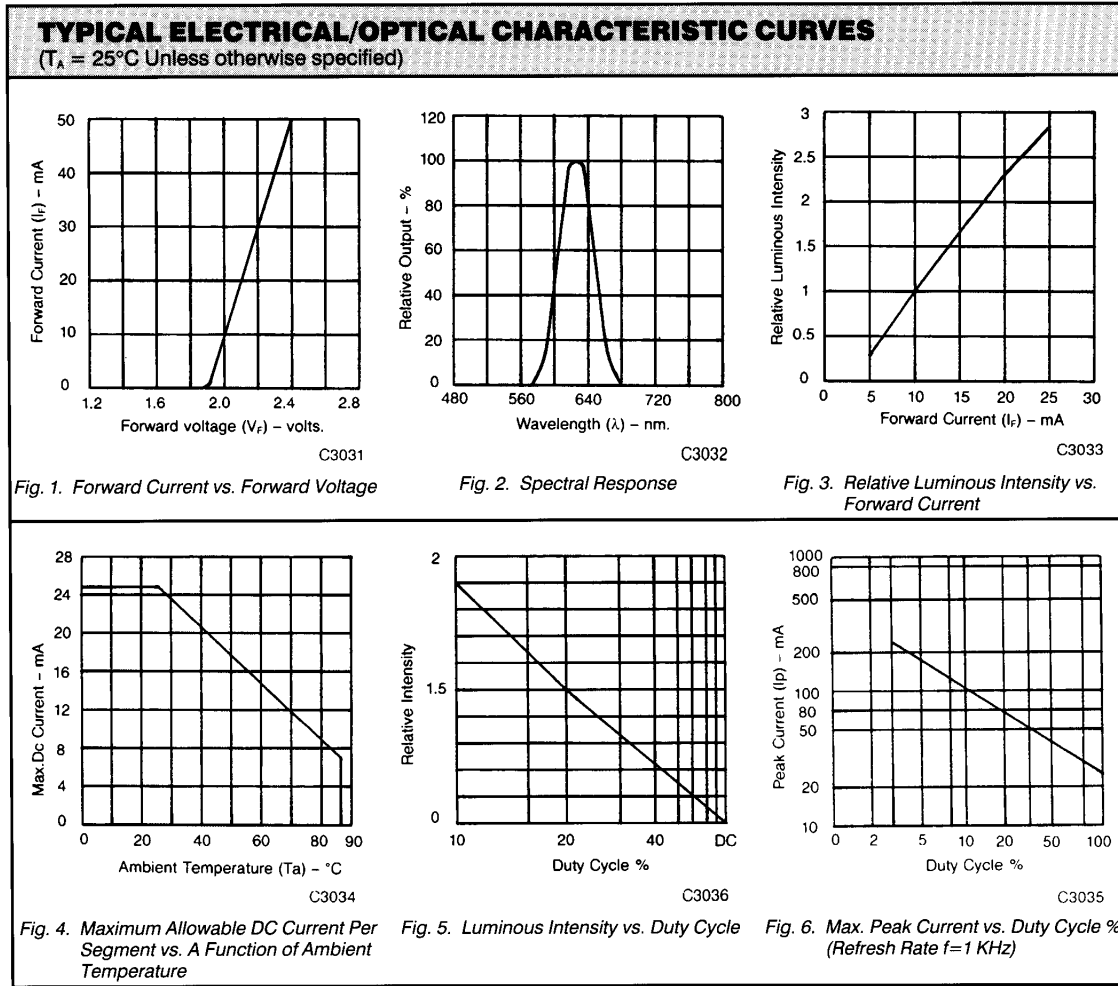
ABSOLUTE MAXIMUM RATING (T _A = 25°C unless otherwise specified)				
PARAMETER	YELLOW	HER	GREEN	UNITS
Power dissipation per dot/color	60	70	75	mW
Peak forward current per dot/color (duty cycle 1/10, 10KHz)	80	100	100	mA
Continuous I _F per dot/color	20	25	25	mA
Reverse voltage V _R per dot/color	5	5	5	V
Operating and storage temperature range				-25°C to +85°C
Soldering time at 260°C (1/16 inch below seating plane)				3 sec

MODEL NUMBERS							
		PART NO.			DESCRIPTION	PACKAGE DIMENSION	INTERNAL CIRCUIT DIAGRAM
YELLOW	HER	GREEN	MULTI-COLOR				
GMC2875C	GMC2975C	GMC2475C		Anode column, cathode row	A	A	
GMA2875C	GMA2975C	GMA2475C		Cathode column, anode row	A	B	
			GMA2675C	Cathode column, anode row	B	C	

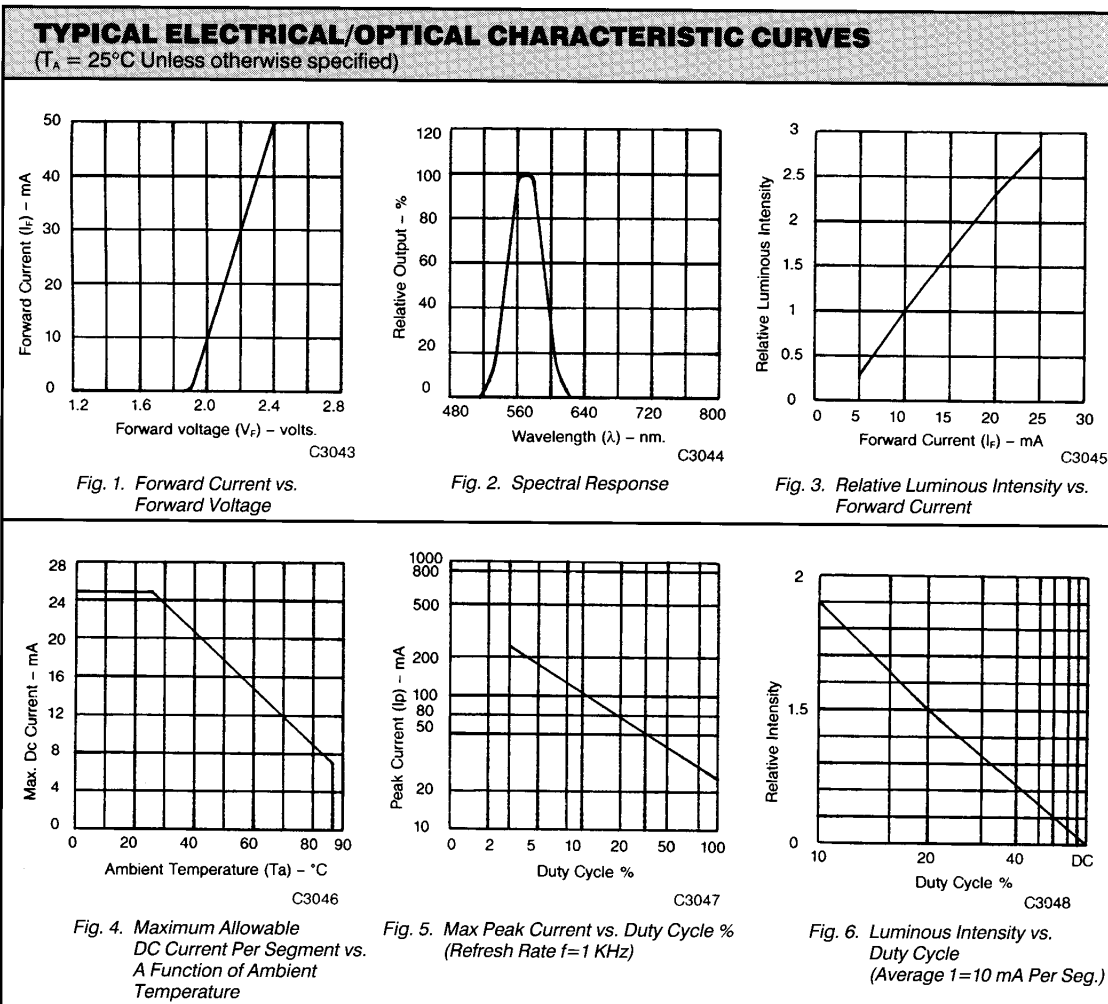
ELECTRICAL/OPTICAL CHARACTERISTICS ($T_A = 25^\circ\text{C}$ Unless otherwise specified)					
GMX 2875C					
PARAMETER	MIN.	TYP.	MAX.	UNITS	TEST CONDITIONS
Average luminous intensity		3000		μcd	$I_F = 20\text{ mA}$
Peak emission wavelength		585		nm	$I_F = 20\text{ mA}$
Spectral line half-width		30		nm	$I_F = 20\text{ mA}$
Forward voltage, any dot		2.1	2.8	V	$I_F = 20\text{ mA}$
Reverse voltage, any dot			100	μA	$V_R = 5\text{ V}$



ELECTRICAL/OPTICAL CHARACTERISTICS ($T_A = 25^\circ\text{C}$ Unless otherwise specified)					
GMX 2975C					
PARAMETER	MIN.	TYP.	MAX.	UNITS	TEST CONDITIONS
Average luminous intensity		3000		μcd	$I_F = 20\text{ mA}$
Peak emission wavelength		635		nm	$I_F = 20\text{ mA}$
Spectral line half-width		30		nm	$I_F = 20\text{ mA}$
Forward voltage, any dot		2.1	2.8	V	$I_F = 20\text{ mA}$
Reverse voltage, any dot			100	μA	$V_R = 5\text{ V}$



ELECTRICAL/OPTICAL CHARACTERISTICS ($T_A = 25^\circ\text{C}$ Unless otherwise specified)					
GMX 2475C					
PARAMETER	MIN.	TYP.	MAX.	UNITS	TEST CONDITIONS
Average luminous intensity		3000		μcd	$I_F = 20 \text{ mA}$
Peak emission wavelength		565		nm	$I_F = 20 \text{ mA}$
Spectral line half-width		30		nm	$I_F = 20 \text{ mA}$
Forward voltage, any dot		2.1	2.8	V	$I_F = 20 \text{ mA}$
Reverse voltage, any dot			100	μA	$V_R = 5 \text{ V}$



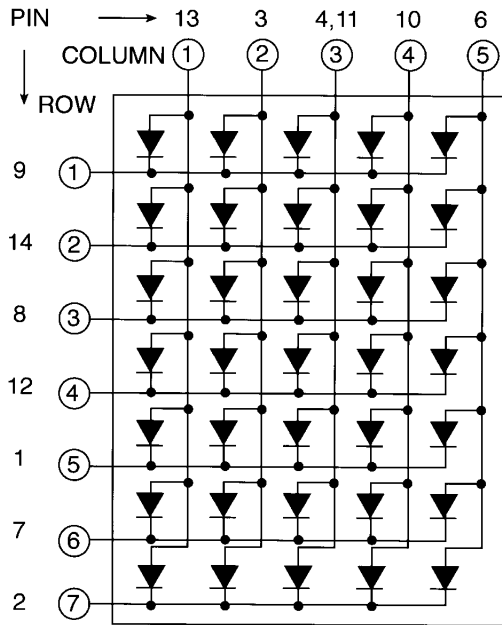


**2.0" 5 × 7
DOT MATRIX DISPLAYS**

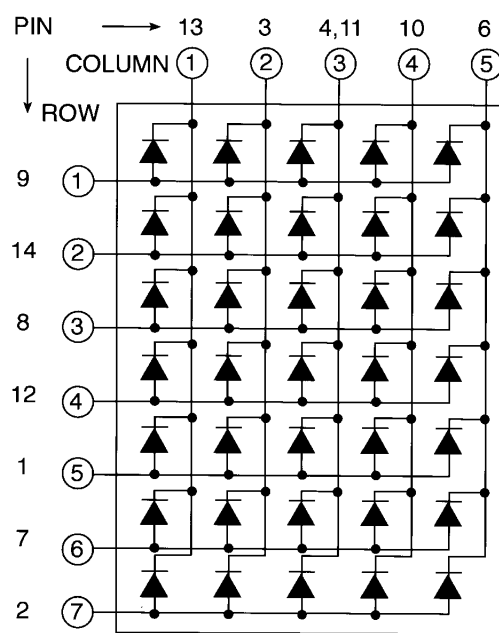
PIN CONNECTION			
PIN NO.	GMC2X75C	GMA2X75C	GMA2675C
1	Cathode row 5	Anode row 5	Cathode column 1 green
2	Cathode row 7	Anode row 7	Cathode column 2 green
3	Anode column 2	Cathode column 2	Cathode column 2 HER
4	Anode column 3	Cathode column 3	Cathode column 3 HER
5	Cathode row 4	Anode row 4	Anode row 6
6	Anode column 5	Cathode column 5	Anode row 7
7	Cathode row 6	Anode row 6	Cathode column 4 HER
8	Cathode row 3	Anode row 3	Anode row 5
9	Cathode row 1	Anode row 1	No connection
10	Anode column 4	Cathode column 4	Cathode column 5 green
11	Anode column 3	Cathode column 3	Cathode column 5 HER
12	Cathode row 4	Anode row 4	Cathode column 4 green
13	Anode column 1	Cathode column 1	Anode column 3 green
14	Cathode row 2	Anode row 2	Anode row 4
15			Anode row 2
16			Anode row 1
17			Anode row 3
18			Cathode column 1 HER

INTERNAL CIRCUIT DIAGRAM

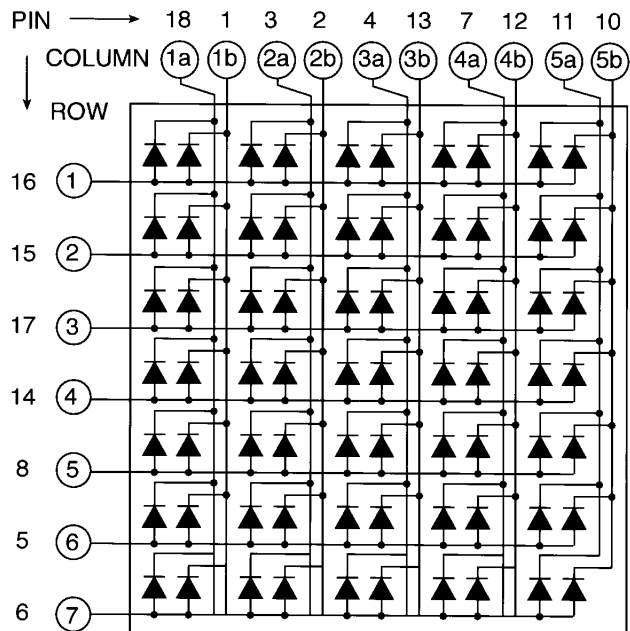
A. GMC2X75C



B. GMA2X75C



C. GMA2675C





2.0" 5 X 7 DOT MATRIX DISPLAYS

DISCLAIMER

FAIRCHILD SEMICONDUCTOR RESERVES THE RIGHT TO MAKE CHANGES WITHOUT FURTHER NOTICE TO ANY PRODUCTS HEREIN TO IMPROVE RELIABILITY, FUNCTION OR DESIGN. FAIRCHILD DOES NOT ASSUME ANY LIABILITY ARISING OUT OF THE APPLICATION OR USE OF ANY PRODUCT OR CIRCUIT DESCRIBED HEREIN; NEITHER DOES IT CONVEY ANY LICENSE UNDER ITS PATENT RIGHTS, NOR THE RIGHTS OF OTHERS.

LIFE SUPPORT POLICY

FAIRCHILD'S PRODUCTS ARE NOT AUTHORIZED FOR USE AS CRITICAL COMPONENTS IN LIFE SUPPORT DEVICES OR SYSTEMS WITHOUT THE EXPRESS WRITTEN APPROVAL OF THE PRESIDENT OF FAIRCHILD SEMICONDUCTOR CORPORATION. As used herein:

1. Life support devices or systems are devices or systems which, (a) are intended for surgical implant into the body, or (b) support or sustain life, and (c) whose failure to perform when properly used in accordance with instructions for use provided in the labeling, can be reasonably expected to result in a significant injury of the user.
2. A critical component in any component of a life support device or system whose failure to perform can be reasonably expected to cause the failure of the life support device or system, or to affect its safety or effectiveness.

Fairchild Semiconductor

SEARCH | [Parametric](#) | [Cross Reference](#)[space](#)[Product Folders and](#)[Applies](#)

find products

[Home](#) >> [Find products](#) >>[Products groups](#)[Analog and Mixed](#)[Signal](#)[Discrete](#)[Interface](#)[Logic](#)[Microcontrollers](#)[Non-Volatile](#)[Memory](#)[Optoelectronics](#)[Markets and](#)[applications](#)[New products](#)[Product selection and](#)[parametric search](#)[Cross-reference](#)[search](#)[technical information](#)[buy products](#)[technical support](#)[my Fairchild](#)[company](#)

GMC2475C

Green 2.0 inch 5 x 7 Dot Matrix Display

Contents

[General description](#) | [Features](#) | [Testing conditions](#) | [Product status/pricing/packaging](#)

General description

These are 5 x 7 dot matrix displays with large emitting area (0.2 inch diameter) LED sources. The GMX2X75C series are single color displays with the exception of GMA2675C which is a bi-color of red/green displays. All displays have gray faces and white dot color. Other faces or dot colors are available with minimum requirement. The X in GMX denotes row anode or row cathode.

[back to top](#)

Features

- 2.0-inch (50.7 mm) character height
- Low power requirements
- High contrast & brightness
- Wide viewing angle 130°
- 5 x 7 array with X-Y select
- Compatible with USASCII and EBCDIC codes
- X-Y stackable
- Choice of two matrix orientation anode or cathode column
- Easy mounting on PCB
- Categorized for luminous intensity
- Single color displays have the choice of 3 bright colors - yellow/orange/green
- Multicolor color displays are applicable to 3 bright colors - green, orange (high efficiency red) and yellow (green and high efficiency red mixed)

Related Links

[Request samples](#)[Dotted line](#)[How to order products](#)[Dotted line](#)[Product Change Notices](#)[\(PCNs\)](#)[Dotted line](#)[Support](#)[Dotted line](#)[Distributor and field sales](#)[representatives](#)[Dotted line](#)[Quality and reliability](#)[Dotted line](#)[Design tools](#)

Datasheet

[Download this](#)[datasheet](#)[PDF](#)[e-mail this datasheet](#)[\[E-](#)

This page

[Print version](#)

[back to top](#)

Testing conditions

- V_F & I_V @ $I_F = 20$ mA

[back to top](#)

Product status/pricing/packaging

Product	Product status	Pricing*	Package type	Leads	Packing method
GMC2475C.B	Full Production	N/A	Dot Matrix	14	RAIL
GMC2475C	Full Production	\$2.20	Dot Matrix	14	RAIL

* 1,000 piece Budgetary Pricing

[back to top](#)

[Home](#) | [Find products](#) | [Technical information](#) | [Buy products](#) | [Support](#) | [Company](#) | [Contact us](#) | [Site index](#) | [Privacy policy](#)

© Copyright 2002 Fairchild Semiconductor

Fairchild Semiconductor

SEARCH | [Parametric](#) | [Cross Reference](#)[space](#)[Product Folders and](#)[Applies](#)

find products

[Home](#) >> [Find products](#) >>[Products groups](#)[Analog and Mixed](#)[Signal](#)[Discrete](#)[Interface](#)[Logic](#)[Microcontrollers](#)[Non-Volatile](#)[Memory](#)[Optoelectronics](#)[Markets and](#)[applications](#)[New products](#)[Product selection and](#)[parametric search](#)[Cross-reference](#)[search](#)

GMC2975C

High Efficiency Red 2.0 inch 5 x 7 Dot Matrix Display

Contents

[General description](#) | [Features](#) | [Testing conditions](#) | [Product status/pricing/packaging](#)

General description

These are 5 x 7 dot matrix displays with large emitting area (0.2 inch diameter) LED sources. The GMX2X75C series are single color displays with the exception of GMA2675C which is a bi-color of red/green displays. All displays have gray faces and white dot color. Other faces or dot colors are available with minimum requirement. The X in GMX denotes row anode or row cathode.

[back to top](#)

Features

- 2.0-inch (50.7 mm) character height
- Low power requirements
- High contrast & brightness
- Wide viewing angle 130°
- 5 x 7 array with X-Y select
- Compatible with USASCII and EBCDIC codes
- X-Y stackable
- Choice of two matrix orientation anode or cathode column
- Easy mounting on PCB
- Categorized for luminous intensity
- Single color displays have the choice of 3 bright colors - yellow/orange/green
- Multicolor color displays are applicable to 3 bright colors - green, orange (high efficiency red) and yellow (green and high efficiency red mixed)

Related Links

[Request samples](#)[Dotted line](#)[How to order products](#)[Dotted line](#)[Product Change Notices](#)[\(PCNs\)](#)[Dotted line](#)[Support](#)[Dotted line](#)[Distributor and field sales](#)[representatives](#)[Dotted line](#)[Quality and reliability](#)[Dotted line](#)[Design tools](#)

Datasheet

[Download this](#)[datasheet](#)[PDF](#)[e-mail this datasheet](#)[\[E-](#)

This page

[Print version](#)[technical information](#)[buy products](#)[technical support](#)[my Fairchild](#)[company](#)

[back to top](#)

Testing conditions

- V_F & I_V @ $I_F = 20$ mA

[back to top](#)

Product status/pricing/packaging

Product	Product status	Pricing*	Package type	Leads	Packing method
GMC2975C	Full Production	\$2.20	Dot Matrix	14	RAIL
GMC2975C.B	Full Production	N/A	Dot Matrix	14	RAIL

* 1,000 piece Budgetary Pricing

[back to top](#)

[Home](#) | [Find products](#) | [Technical information](#) | [Buy products](#) | [Support](#) | [Company](#) | [Contact us](#) | [Site index](#) | [Privacy policy](#)

© Copyright 2002 Fairchild Semiconductor