



# LED Display Product Data Sheet LTC-3743G

Spec No.: DS30-2008-0112

Effective Date: 06/07/2008

Revision: -

**LITE-ON DCC**

**RELEASE**

BNS-OD-FC001/A4

## **FEATURES**

- \* 0.3 inch (7.4 mm) DIGIT HEIGHT
- \* CONTINUOUS UNIFORM SEGMENTS
- \* LOW POWER REQUIREMEN
- \* EXCELLENT CHARACTERS APPEARANCE
- \* HIGH BRIGHTNESS & HIGH CONTRAST
- \* WIDE VIEWING ANGLE
- \* SOLID STATE RELIABILITY
- \* **LEAD-FREE PACKAGE**(ACCORDING TO ROHS)

## **DESCRIPTION**

The LTC-3743G is a 0.3 inch (7.4 mm) digit height quadruple display. This device utilizes green LED chips, which are made from GaP on a transparent GaP substrate, and has a black face and white segments.

## **DEVICE**

<b>PART NO.</b>	<b>DESCRIPTION</b>
GREEN	Multiplex Common Cathode
LTC-3743G	Rt. Hand Decimal



**PIN CONNECTION**

NO.	CONNECTION	NO.	CONNECTION
1.	ANODE L3	13.	CATHODE UDP
2.	CATHODE (DIGIT 1&DP3)	14.	CATHODE DP2
3.	ANODE D	15.	ANODE UDP
4.	ANODE L2	16.	CATHODE DP1
5.	CATHODE (DIGIT 2)	17.	ANODE A
6.	CATHODE LC	18.	ANODE F
7.	ANODE LC & DP3	19.	ANODE B
8.	CATHODE (DIGIT 3)	20.	ANODE C
9.	ANODE DP1	21.	ANODE 1E
10.	CATHODE (DIGIT 4)	22.	ANODE G
11.	ANODE E	23.	ANODE L1
12.	ANODE DP2	24.	CATHODE L1,L2,L3

**ABSOLUTE MAXIMUM RATING**

PARAMETER	MAXIMUM RATING	UNIT
Power Dissipation Per Segment	75	mW
Peak Forward Current Per Segment ( Frequency 1Khz, 10% duty cycle)	100	mA
Continuous Forward Current Per Segment	25	mA
Derating Linear From 25°C Per Segment	0.28	mA/°C
Reverse Voltage Per Segment	5	V
Operating Temperature Range	-35°C to +105°C	
Storage Temperature Range	-35°C to +105°C	
Solder Temperature: max 260°C for max 3sec at 1.6mm below seating plane.		

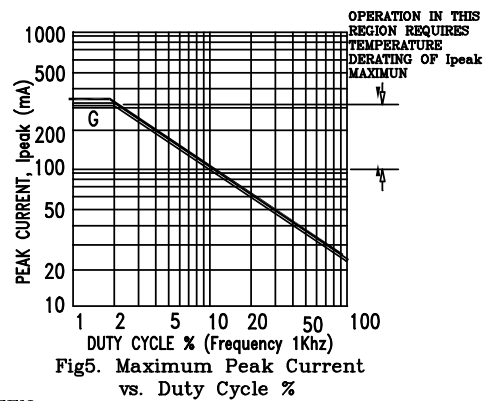
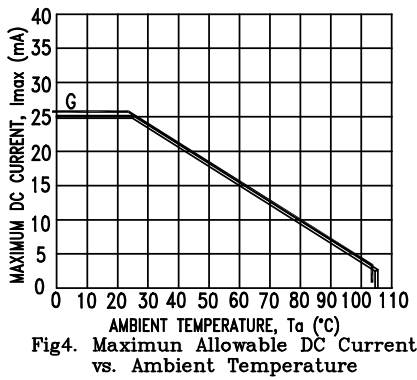
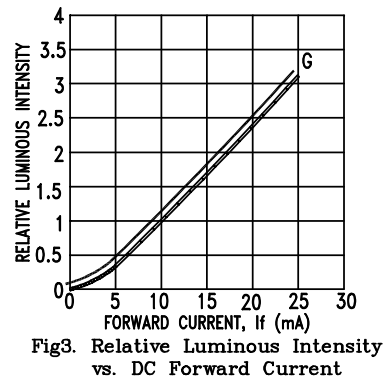
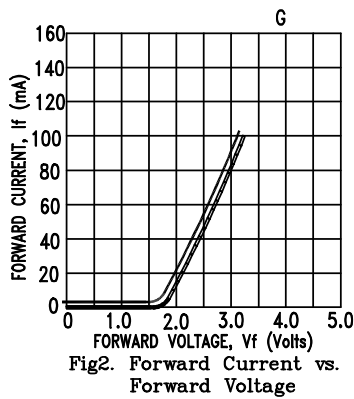
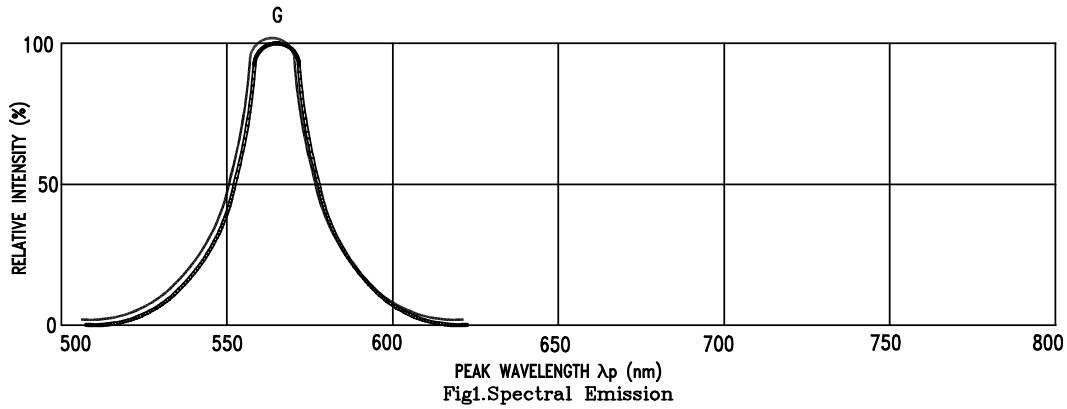
**ELECTRICAL / OPTICAL CHARACTERISTICS AT Ta=25°C**

PARAMETER	SYMBOL	MIN.	TYP.	MAX.	UNIT	TEST CONDITION
Average Luminous Intensity	I <sub>v</sub>	500	1600		μcd	I <sub>F</sub> =10mA
Peak Emission Wavelength	λ <sub>p</sub>		565		nm	I <sub>F</sub> =20mA
Spectral Line Half-Width	Δλ		30		nm	I <sub>F</sub> =20mA
Dominant Wavelength	λ <sub>d</sub>		569		nm	I <sub>F</sub> =20mA
Forward Voltage Per Segment	V <sub>F</sub>		2.1	2.6	V	I <sub>F</sub> =20mA
Reverse Current Per Segment	I <sub>R</sub>			100	μA	V <sub>R</sub> =5V
Luminous Intensity Matching Ratio (Similar Light Area)	I <sub>v-m</sub>			2:1		I <sub>F</sub> =10mA

Note: Luminous intensity is measured with a light sensor and filter combination that approximates the CIE (Commision Internationale De L'Eclairage) eye-response curve.

## TYPICAL ELECTRICAL / OPTICAL CHARACTERISTIC CURVES

(25°C Ambient Temperature Unless Otherwise Noted)



NOTE: G=GREEN.