



# 1SMB3EZ5.6~1SMB3EZ51

## GLASS PASSIVATED JUNCTION SILICON ZENER DIODES

**VOLTAGE**

5.6 to 51 Volt

**POWER**

3 Watt

**SMB / DO-214AA**

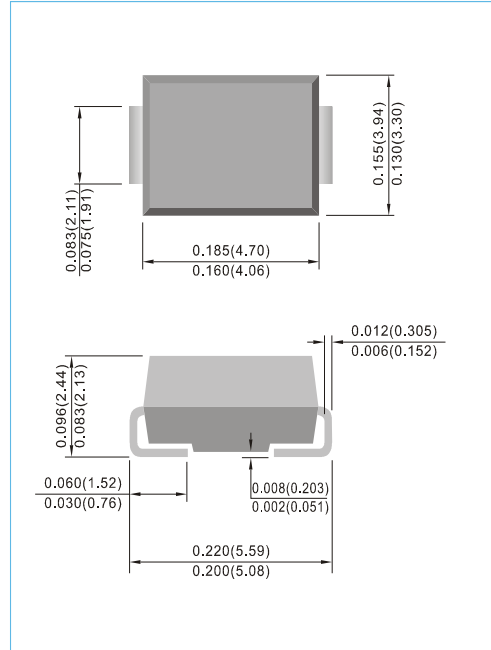
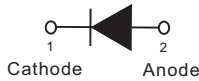
Unit : inch(mm)

### FEATURES

- Low inductance
- Plastic package has Underwriters Laboratory Flammability Classification 94V-O
- High temperature soldering : 260°C /10 seconds at terminals
- Lead free in compliance with EU RoHS 2.0
- Green molding compound as per IEC 61249 standard

### MECHANICAL DATA

- Case: JEDEC DO-214AA, Molded plastic over passivated junction
- Terminals: Solder plated, solderable per MIL-STD-750, Method 2026
- Polarity: Color band denotes cathode end
- Standard packing: 12mm tape (E1A-481)
- Weight: 0.0032 ounce, 0.092 gram



### MAXIMUM RATINGS AND ELECTRICAL CHARACTERISTICS

Ratings at 25°C ambient temperature unless otherwise specified.

Parameter	Symbol	Value	Units
Steady State Power Dissipation at $T_L=75\text{ }^\circ\text{C}$ (Note 1)	$P_D$	3	W
Peak Forward Surge Current 8.3ms single half sine-wave superimposed on rated load	$I_{FSM}$	15	A
Operating Junction and Storage Temperature Range	$T_J, T_{STG}$	-55 to + 150	$^\circ\text{C}$

NOTE :

1. Mounted on infinite heatsink.

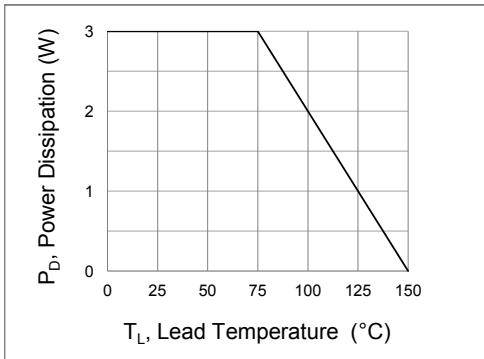


## 1SMB3EZ5.6~1SMB3EZ51

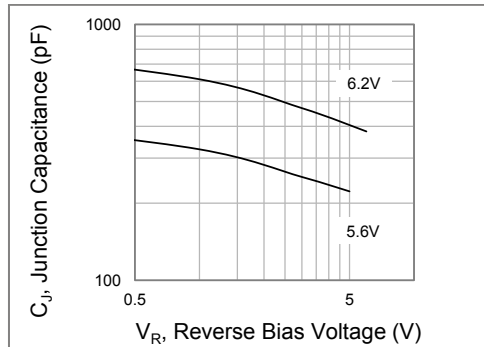
Part Number	Nominal Zener Voltage			Maximum Zener Impedance				Max Reverse Leakage Current		Marking Code
	Vz @ IzT			ZzT	IzT	ZzK	IzK	IR @ VR		
	Nom. V	Min. V	Max. V	Ω	mA	Ω	mA	μA	V	
1SMB3EZ5.6	5.6	5.32	5.88	2	134	700	1	5	3	5V6B
1SMB3EZ6.2	6.2	5.89	6.51	2	120	700	1	5	4	6V2B
1SMB3EZ6.8	6.8	6.46	7.14	2	110	700	1	5	4	6V8B
1SMB3EZ7.5	7.5	7.13	7.88	2	100	700	0.5	5	5	7V5B
1SMB3EZ8.2	8.2	7.79	8.61	2	91	700	0.5	5	6	8V2B
1SMB3EZ8.7	8.7	8.27	9.14	2	85	700	0.5	4	6.6	8V7B
1SMB3EZ9.1	9.1	8.65	9.56	3	82	700	0.5	3	7	9V1B
1SMB3EZ10	10	9.5	10.5	4	75	700	0.25	3	7.6	10B
1SMB3EZ11	11	10.45	11.55	4	68	700	0.25	1	8.4	11B
1SMB3EZ12	12	11.4	12.6	5	63	700	0.25	1	9.1	12B
1SMB3EZ13	13	12.35	13.65	5	58	700	0.25	0.5	9.9	13B
1SMB3EZ14	14	13.3	14.7	5	53	700	0.25	0.5	10.6	14B
1SMB3EZ15	15	14.25	15.75	6	50	700	0.25	0.5	11.4	15B
1SMB3EZ16	16	15.2	16.8	6	47	700	0.25	0.5	12.2	16B
1SMB3EZ17	17	16.15	17.85	6	44	750	0.25	0.5	13	17B
1SMB3EZ18	18	17.1	18.9	6	42	750	0.25	0.5	13.7	18B
1SMB3EZ19	19	18.05	19.95	7	40	750	0.25	0.5	14.4	19B
1SMB3EZ20	20	19	21	7	37	750	0.25	0.5	15.2	20B
1SMB3EZ22	22	20.9	23.1	8	34	750	0.25	0.5	16.7	22B
1SMB3EZ24	24	22.8	25.2	9	31	750	0.25	0.5	18.2	24B
1SMB3EZ25	25	23.75	26.25	10	30	750	0.25	0.5	19	25B
1SMB3EZ27	27	25.65	28.35	10	28	750	0.25	0.5	20.6	27B
1SMB3EZ28	28	26.6	29.4	12	27	750	0.25	0.5	21.3	28B
1SMB3EZ30	30	28.5	31.5	16	25	1000	0.25	0.5	22.5	30B
1SMB3EZ33	33	31.35	34.65	20	23	1000	0.25	0.5	25.1	33B
1SMB3EZ36	36	34.2	37.8	22	21	1000	0.25	0.5	27.4	36B
1SMB3EZ39	39	37.05	40.95	28	19	1000	0.25	0.5	29.7	39B
1SMB3EZ43	43	40.85	45.15	33	17	1500	0.25	0.5	32.7	43B
1SMB3EZ47	47	44.65	49.35	38	16	1500	0.25	0.5	35.8	47B
1SMB3EZ51	51	48.45	53.55	45	15	1500	0.25	0.5	38.8	51B



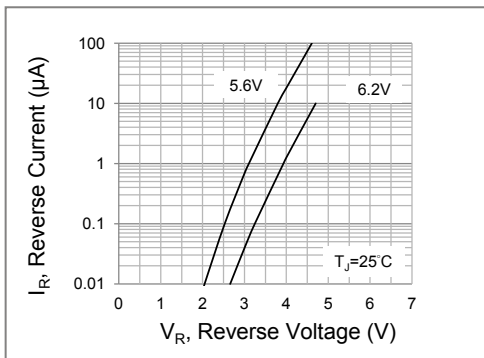
# 1SMB3EZ5.6~1SMB3EZ51



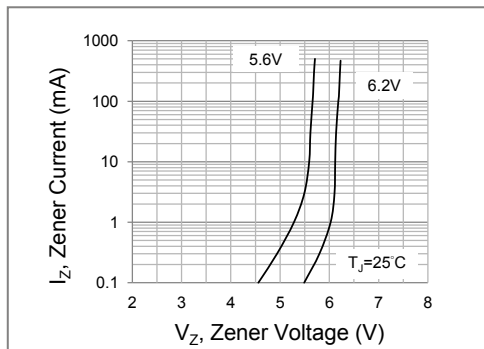
**Fig.1 Steady-State Power Derating Curve**



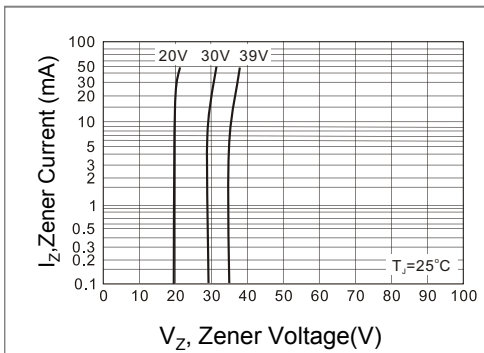
**Fig.2 Typical Junction Capacitance**



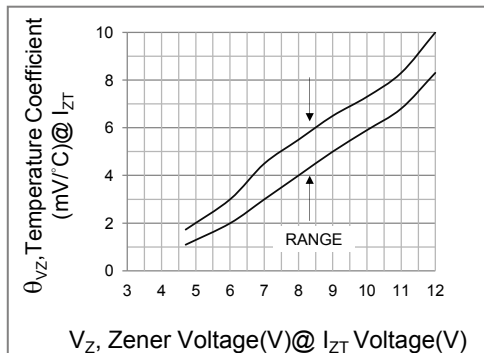
**Fig.3 Typical Leakage Characteristics**



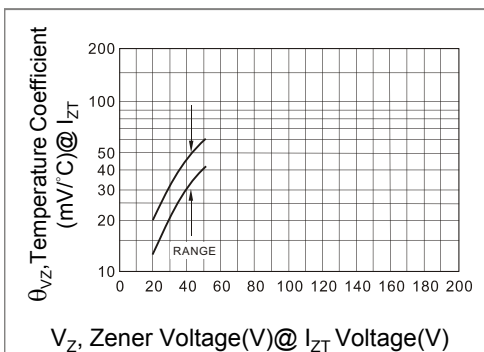
**Fig.4 Typical Zener Characteristics**



**Fig.5 Typical Zener Characteristics**



**Fig.6 Units 5.6 To 12 Volts**



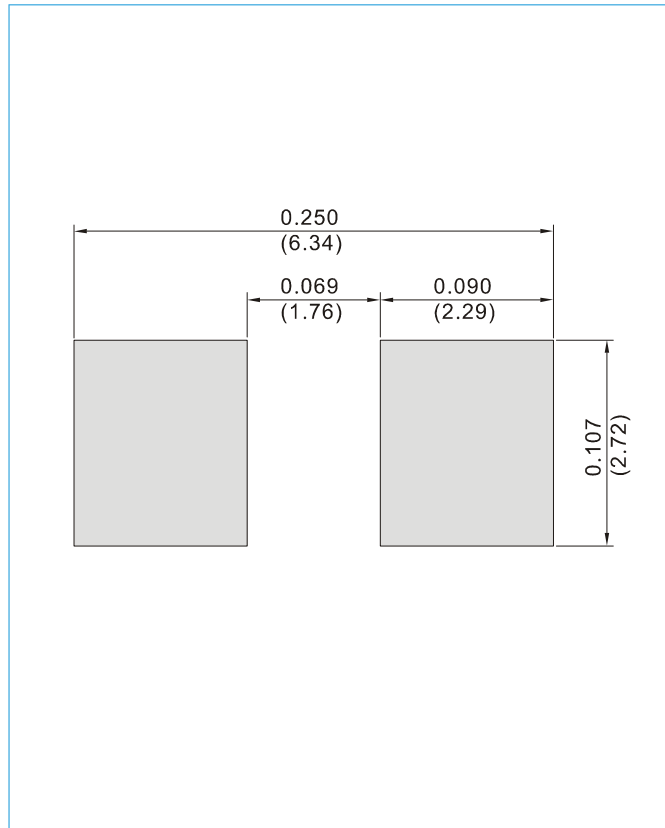
**Fig.7 Units 10 To 51 Volts**



# 1SMB3EZ5.6~1SMB3EZ51

## MOUNTING PAD LAYOUT

SMB / DO-214AA Unit : inch(mm)



## ORDER INFORMATION

- Packing information  
T/R - 3K per 13" plastic Reel  
T/R - 0.8K per 7" plastic Reel



## 1SMB3EZ5.6~1SMB3EZ51

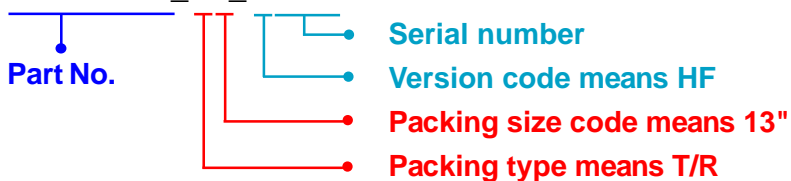
### Part No\_packing code\_Version

1SMB3EZ5.6\_R1\_00001

1SMB3EZ5.6\_R2\_00001

For example :

**RB500V-40\_R2\_00001**



Packing Code <b>XX</b>				Version Code <b>XXXXX</b>		
Packing type	1 <sup>st</sup> Code	Packing size code	2 <sup>nd</sup> Code	HF or RoHS	1 <sup>st</sup> Code	2 <sup>nd</sup> ~5 <sup>th</sup> Code
Tape and Ammunition Box (T/B)	A	N/A	0	HF	0	serial number
Tape and Reel (T/R)	R	7"	1	RoHS	1	serial number
Bulk Packing (B/P)	B	13"	2			
Tube Packing (T/P)	T	26mm	X			
Tape and Reel (Right Oriented) (TRR)	S	52mm	Y			
Tape and Reel (Left Oriented) (TRL)	L	PANASERT T/B CATHODE UP (PBCU)	U			
FORMING	F	PANASERT T/B CATHODE DOWN (PBCD)	D			



## 1SMB3EZ5.6~1SMB3EZ51

---

### Disclaimer

- Reproducing and modifying information of the document is prohibited without permission from Panjit International Inc..
- Panjit International Inc. reserves the rights to make changes of the content herein the document anytime without notification. Please refer to our website for the latest document.
- Panjit International Inc. disclaims any and all liability arising out of the application or use of any product including damages incidentally and consequentially occurred.
- Panjit International Inc. does not assume any and all implied warranties, including warranties of fitness for particular purpose, non-infringement and merchantability.
- Applications shown on the herein document are examples of standard use and operation. Customers are responsible in comprehending the suitable use in particular applications. Panjit International Inc. makes no representation or warranty that such applications will be suitable for the specified use without further testing or modification.
- The products shown herein are not designed and authorized for equipments requiring high level of reliability or relating to human life and for any applications concerning life-saving or life-sustaining, such as medical instruments, transportation equipment, aerospace machinery et cetera. Customers using or selling these products for use in such applications do so at their own risk and agree to fully indemnify Panjit International Inc. for any damages resulting from such improper use or sale.
- Since Panjit uses lot number as the tracking base, please provide the lot number for tracking when complaining.

# Mouser Electronics

Authorized Distributor

Click to View Pricing, Inventory, Delivery & Lifecycle Information:

Panjit:

[1SMB3EZ8.2\\_R2\\_00001](#) [1SMB3EZ8.2\\_R1\\_00001](#)