

V-EA-Series - UL508 Manual Motor Controller - 2 pole C-Trip



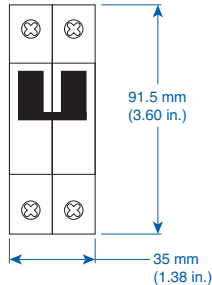
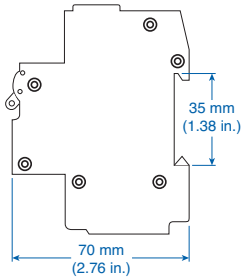
UL508 Listed
E137938



Two Pole

Standard Pack: 6

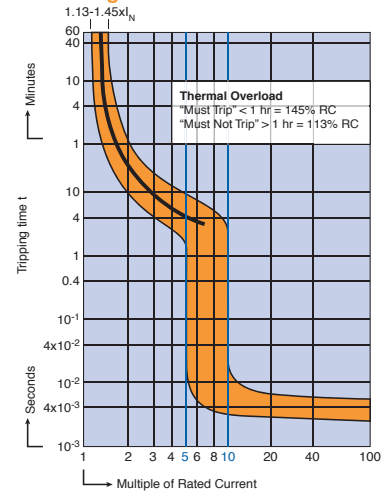
Weight:
0.3A - 63A
1.68kg (3.7 lb.)



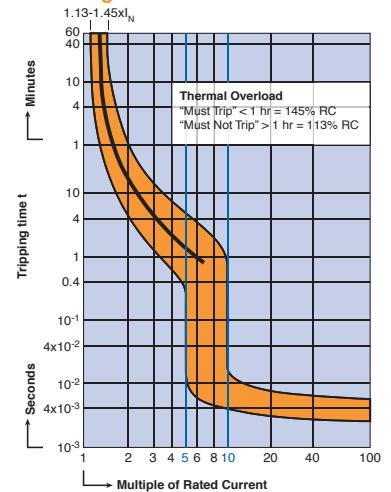
For ring tongue terminal version, replace "U" with "R" in part number. For example 1BR20 instead of 1BU20.

Rated Current	Type/ Cat. No.	Approvals
0.3A	2CU03	UL SF A
0.5A	2CU05	UL SF A
0.75A	2CU075	UL SF A
0.8A	NA	
1.0A	2CU1	UL SF A
1.6A	2CU1.6	UL SF A
2.0A	2CU2	UL SF A
2.5A	2CU2.5	UL SF A
3.0A	2CU3	UL SF A
3.5A	2CU3.5	UL SF A
4.0A	2CU4	UL SF A
5.0A	2CU5	UL SF A
6.0A	2CU6	UL SF A
8.0A	2CU8	UL SF A
10A	2CU10	UL SF A
12A	NA	
12.5A	NA	
13A	2CU13	UL SF A
15A	2CU15	UL SF
16A	2CU16	UL SF A
20A	2CU20	UL SF A
25A	2CU25	UL SF A
30A	2CU30	UL SF
32A	2CU32	UL SF
40A	2CU40	UL SF
50A	2CU50	UL SF
60A	2CU60	UL SF
63A	2CU63	

V-EA-C Trip
0.3A Through 10A Rated Current



V-EA-C Trip
13A Through 63A Rated Current



Voltage Rating	480Y/277VAC 0.3-25A: 1 pole - 42VDC; 2 Pole - 80VDC 30-60A: 1 pole - 24VDC; 2 Pole - 60VDC
Short Circuit Withstand Rating (UL/CSA - Ratings)	0.3-60A (RC): 10kA with UL-listed RK5 back-up fuse or MCCB
Group Short Circuit Withstand Rating (UL/CSA - Ratings)	0.3-10A (RC): 10kA; 12-60A (RC): 5kA no branch circuit protection required
Interrupting Capacity (VDE - Ratings)	0.3-63A (RC): 10kA
Calibration Temperature	40°C (104°F)
Terminal Size Acceptability	Top: 18-3 AWG; Bottom: 18-2 AWG
Terminal Torque	20 lb.in.
Terminal Protection Degree	IP20

SHORT CIRCUIT WITHSTAND RATINGS FOR V-EA MANUAL MOTOR CONTROLLER

Trip Curve	Amp Range	Backup Protection	UL-Listed RK5-Fuse up to 10kA	UL-Listed MCCB up to 10kA	No BCP Required up to:
all	0.3 - 10A		4xRC* min 15A, max 70A	4xRC* min 15A, max 70A	10kA
all	12 - 30/32A		4xRC* max 125A	4xRC* max 125A	5kA
all	40 - 50A		4xRC* max 200A	4xRC* max 200A	5kA
all	60 / 63A		4xRC* max 250A	4xRC* max 250A	5kA

*up to nearest rated current