



SS12W SERIES

SURFACE MOUNT SCHOTTKY BARRIER RECTIFIER

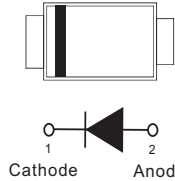
VOLTAGE 20 to 100 Volt **CURRENT** 1 Ampere

FEATURES

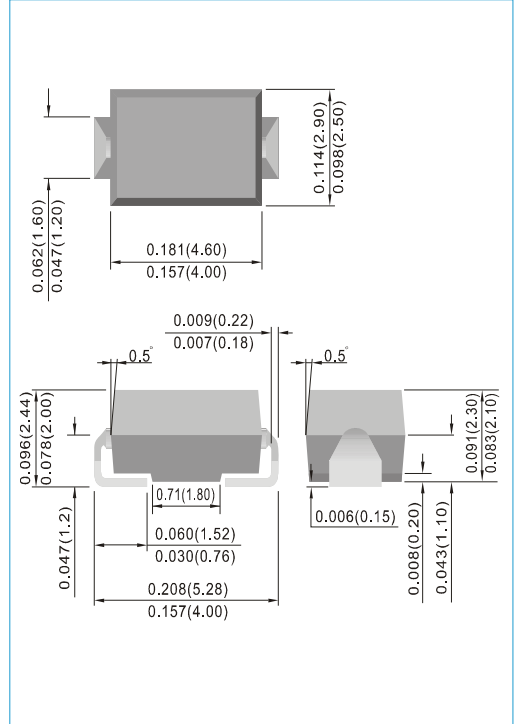
- Plastic package has Underwriters Laboratory Flammability Classification 94V-0
- For surface mounted applications
- Low power loss, high efficiency
- High surge capacity
- High current capacity, low V_F
- Lead free in compliance with EU RoHS 2011/65/EU directive
- Green molding compound as per IEC61249 Std. . (Halogen Free)

MECHANICAL DATA

- Case: JEDEC SMA(W) molded plastic
- Terminals: Solder plated, solderable per MIL-STD-750, Method 2026
- Polarity: Color band denotes cathode end
- Standard packaging: 12mm tape (EIA-481)
- Weight: 0.0024 ounces, 0.0679 grams



SMA(W) Unit : inch(mm)



MAXIMUM RATINGS AND ELECTRICAL CHARACTERISTICS

Ratings at 25°C ambient temperature unless otherwise specified.
Resistive or inductive load.

PARAMETER	SYMBOL	SS12W	SS13W	SS14W	SS15W	SS16W	SS18W	SS19W	S100W	UNITS	
Maximum Recurrent Peak Reverse Voltage	V_{RRM}	20	30	40	50	60	80	90	100	V	
Maximum RMS Voltage	V_{RMS}	14	21	28	35	42	56	63	70	V	
Maximum DC Blocking Voltage	V_{DC}	20	30	40	50	60	80	90	100	V	
Maximum Average Forward Current at $T_L=75^\circ\text{C}$	$I_{F(AV)}$	1								A	
Peak Forward Surge Current : 8.3ms single half sine-wave superimposed on rated load	I_{FSM}	30								A	
Maximum Forward Voltage at 1A (Note 1)	V_F	0.5		0.7		0.85				V	
Maximum DC Reverse Current at Rated DC Blocking Voltage	I_R			0.5		0.5				mA	
				50		20					
Typical Thermal Resistance (Note 2)	$R_{\theta JL}$ $R_{\theta JA}$					28					$^\circ\text{C} / \text{W}$
						88					
Operating Junction Temperature Range	T_J	-55 to +125		-55 to +150						$^\circ\text{C}$	
Storage Temperature Range	T_{STG}	-55 to +150									$^\circ\text{C}$

NOTES :

1. Pulse Test with PW =300µsec, 1% Duty Cycle.
2. Mounted on P.C. Board with 5mm² (0.013mm thick) copper pad areas.



SS12W SERIES

RATING AND CHARACTERISTIC CURVES

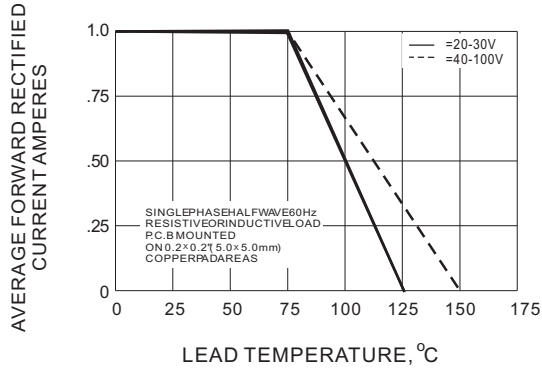


Fig.1 FORWARD CURRENT DERATING CURVE

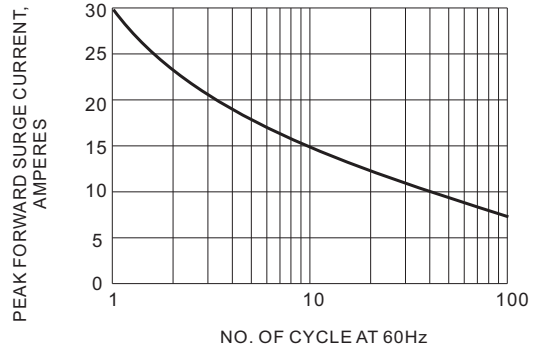


Fig.2 MAXIMUM NON-REPETITIVE PEAK FORWARD SURGE CURRENT

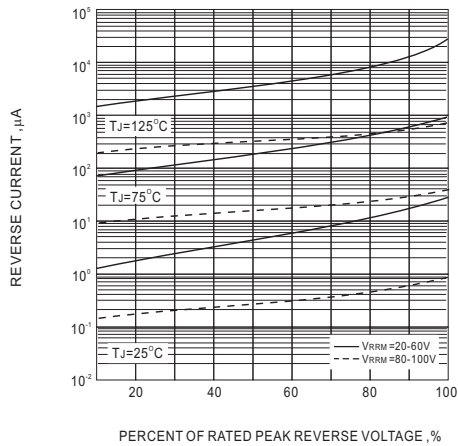


Fig.3 TYPICAL REVERSE CHARACTERISTIC

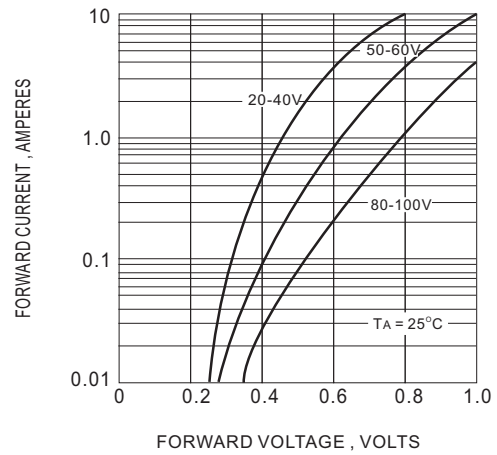


Fig.4 TYPICAL INSTANTANEOUS FORWARD CHARACTERISTIC

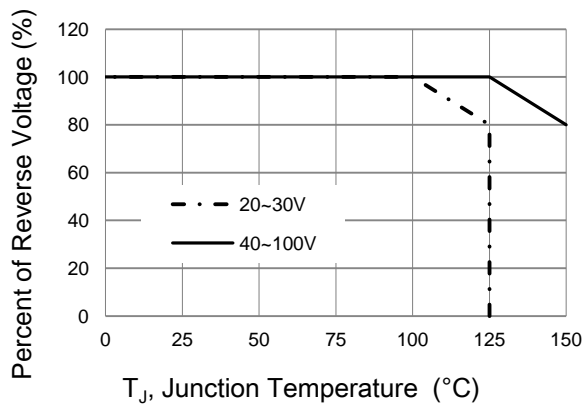


Fig.5 Operating Temperature Derating Curve

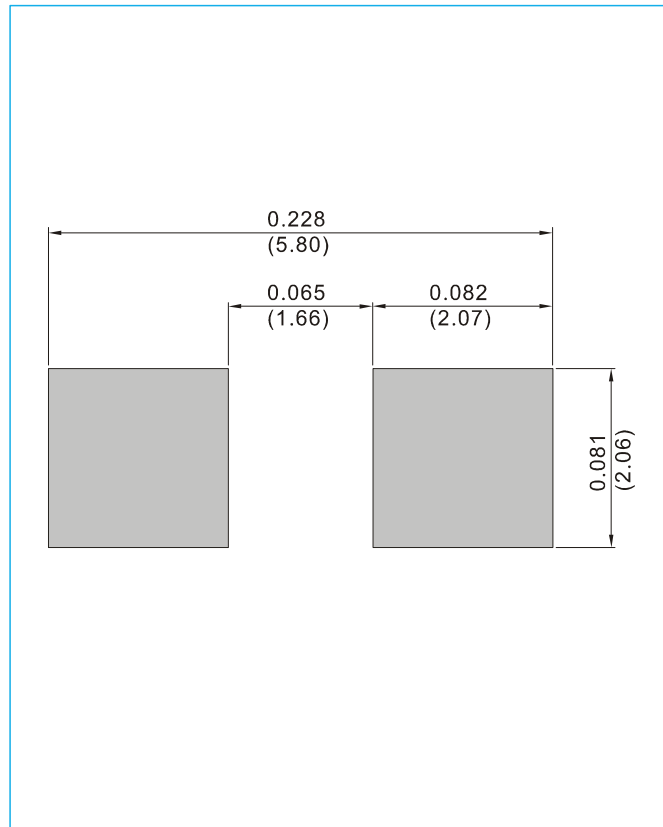


SS12W SERIES

MOUNTING PAD LAYOUT

SMA(W)

Unit : inch(mm)



ORDER INFORMATION

- Packing information
 - T/R - 7.5K per 13" plastic Reel
 - T/R - 1.8K per 7" plastic Reel



SS12W SERIES

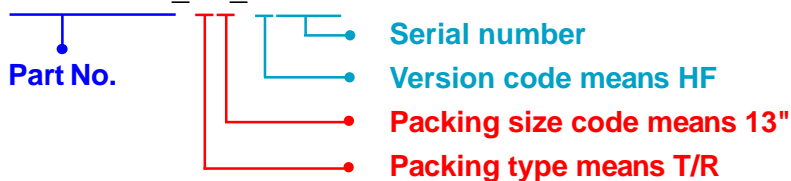
Part No_packing code_Version

SS12W_R1_00001

SS12W_R2_00001

For example :

RB500V-40_R2_00001



Packing Code XX				Version Code XXXXX		
Packing type	1 st Code	Packing size code	2 nd Code	HF or RoHS	1 st Code	2 nd ~5 th Code
Tape and Ammunition Box (T/B)	A	N/A	0	HF	0	serial number
Tape and Reel (T/R)	R	7"	1	RoHS	1	serial number
Bulk Packing (B/P)	B	13"	2			
Tube Packing (T/P)	T	26mm	X			
Tape and Reel (Right Oriented) (TRR)	S	52mm	Y			
Tape and Reel (Left Oriented) (TRL)	L	PANASERT T/B CATHODE UP (PBCU)	U			
FORMING	F	PANASERT T/B CATHODE DOWN (PBCD)	D			



SS12W SERIES

Disclaimer

- Reproducing and modifying information of the document is prohibited without permission from Panjit International Inc..
- Panjit International Inc. reserves the rights to make changes of the content herein the document anytime without notification. Please refer to our website for the latest document.
- Panjit International Inc. disclaims any and all liability arising out of the application or use of any product including damages incidentally and consequentially occurred.
- Panjit International Inc. does not assume any and all implied warranties, including warranties of fitness for particular purpose, non-infringement and merchantability.
- Applications shown on the herein document are examples of standard use and operation. Customers are responsible in comprehending the suitable use in particular applications. Panjit International Inc. makes no representation or warranty that such applications will be suitable for the specified use without further testing or modification.
- The products shown herein are not designed and authorized for equipments requiring high level of reliability or relating to human life and for any applications concerning life-saving or life-sustaining, such as medical instruments, transportation equipment, aerospace machinery et cetera. Customers using or selling these products for use in such applications do so at their own risk and agree to fully indemnify Panjit International Inc. for any damages resulting from such improper use or sale.
- Since Panjit uses lot number as the tracking base, please provide the lot number for tracking when complaining.

Mouser Electronics

Authorized Distributor

Click to View Pricing, Inventory, Delivery & Lifecycle Information:

Panjit:

[SS19W_R1_00001](#) [SS19W_R2_00001](#)