PART NO.	CA-XXSCA2-F-21-X

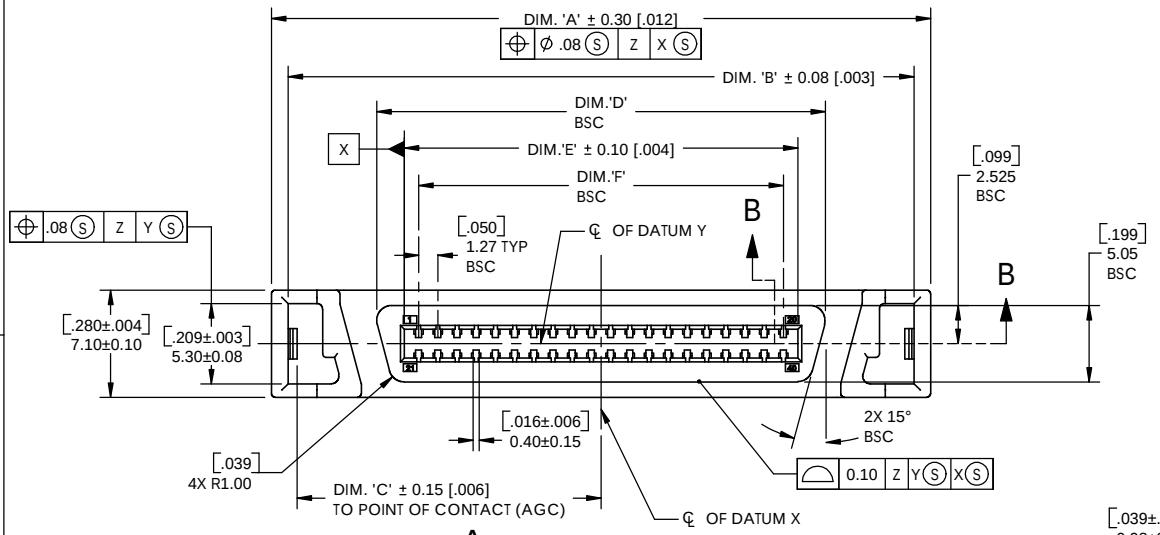

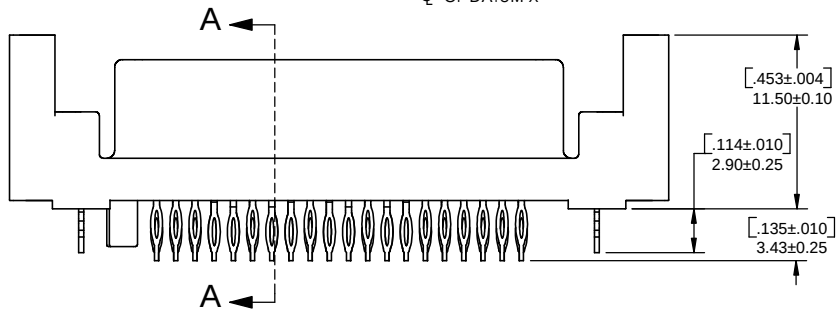

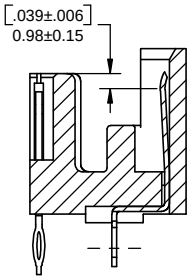

SECTION B-B
SCALE 4 : 1

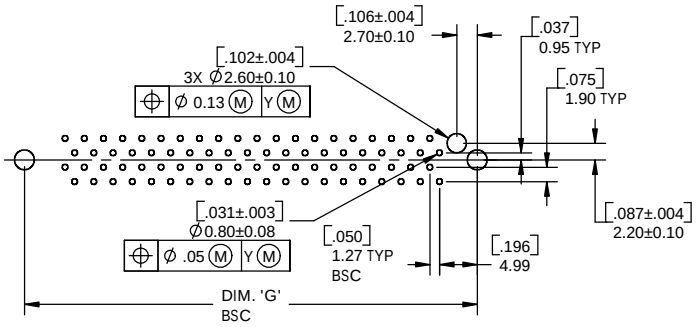

RECOMMENDED P.C.B. FOOTPRINT (COMPONENT SIDE)

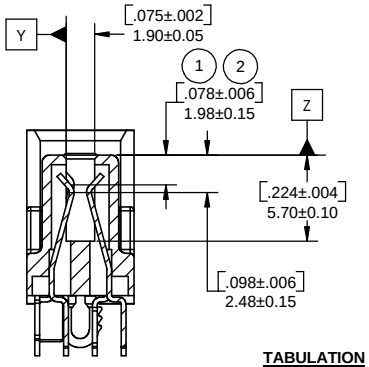

SECTION AA
SCALE 4 : 1

REVISIONS

LTR	DESCRIPTION		DATE	APPROVED
A	INITIAL RELEASE SEE DO 4475	BW	05-15-01	L.F.
B	SEE DO 4497	N.T	05-25-01	B.W.
C	SEE DO 4521	N.T	06-08-01	B.W.
D	SEE DO 4533	B.W.	06-15-01	L.F.
E	SEE DO 4558	C.P.	07-18-01	A.J.
F	SEE DO 4562	C.P.	07-20-01	L.F.
G	SEE DO 4596	C.P.	08-23-01	A.J.
H	SEE DO 4911	C.P.	07-25-02	A.J.

CA-XXSCA2-F-21-X

NO. OF CONTACT POSITIONS:
40
80

SINGLE CONNECTOR ATTACHMENT:

PLATING:
F= MATING AREA : .76µm [30µin] GOLD
TAIL AREA : 3.81µm [150µin] TIN/LEAD
UNDERPLATE : 1.27µm [50µin] NICKEL

CLIP : 3.81µm [150µin] TIN/LEAD OVER 1.27µm [50µin] NICKEL

TAIL CONFIGURATION:
PRESS FIT

OPTIONS:
BLANK = NYLON INSULATOR, COLOR BLACK
L = LCP INSULATOR, COLOR BLACK

SPECIFICATIONS: CONFORMS TO SFF-8451 SPECIFICATIONS FOR SCA-2 UNSHIELDED CONNECTORS

ENVIRONMENTAL

- TEMPERATURE RANGE : -55°C TO +105°C

ELECTRICAL

- CURRENT RATING : 1 AMP
- VOLTAGE RATING : 250 V AC
- DIELECTRIC WITHSTANDING VOLTAGE : 500 V DC FOR 1 MIN.
- INSULATOR RESISTANCE : >1000 MEGOHMS @ 250 Vrms
- CONTACT RESISTANCE : <35 MILLIOHMS

MECHANICAL

-MATING FORCE : 90g MAX PER CONTACT
-UNMATING FORCE : 15g MIN PER CONTACT
-DURABILITY : 500 CYCLES MINIMUM.
-CONTACT MATERIAL : PHOSPHOR BRONZE
-INSULATOR MATERIAL : HIGH TEMPERATURE THERMOPLASTIC, UL94V-0, BLACK
-CLIP MATERIAL : BRASS

TABULATION

NO. OF POSITIONS	A		B		C		D		E		F		G	
	in.	mm.	in.	mm.	in.	mm.	in.	mm.	in.	mm.	in.	mm.	in.	mm.
40	1.717	43.60	1.630	41.40	0.791	20.10	1.168	29.67	1.025	26.03	0.950	24.13	1.343	34.11
80	2.717	69.00	2.630	66.80	1.291	32.80	2.168	55.07	2.025	51.43	1.950	49.53	2.343	59.51

3 DIMENSIONS AND GEO. TOLERANCES PER SCA2 SPECIFICATION RELEASED BY THE SFF COMMITTEE. IN CASE OF ANY ROUND OFF DISCREPANCIES IN DUAL DIMENSIONS, THE METRIC DIMENSIONS IN THE CURRENT REVISION OF SFF-8451 SPECIFICATION SHOULD BE USED.

2 (40 POS. CONNECTOR) THE FOLLOWING CONTACTS: 21, 22, 23, 26, 29 32, 35-40 ARE LONG AND FIRST TO MATE. REMAINING CONTACTS ARE SHORT AND LAST TO MATE. SEE SECTION A-A

1 (80 POS. CONNECTOR) THE FOLLOWING CONTACTS: 1,36,37,38,39,40,41, 42,43,45,46,75,76,77,78,79,80 ARE LONG AND FIRST TO MATE. REMAINING CONTACTS ARE SHORT AND LAST TO MATE. SEE SECTION A-A

NOTES: UNLESS OTHERWISE SPECIFIED

DIMENSIONS ARE IN MM
TOLERANCES ARE:
DECIMALS .X ±.25 .XX ±.15 ANGLES ±1°

DIMENSIONS IN BRACKETS [X.XX] ARE IN INCHES
TOLERANCES ARE:
DECIMALS .XX ± .010 .XXX ± .006 ANGLES ± 1°

DO NOT SCALE DRAWING

APPROVALS		DATE
DRAWN	B. WATSON	5-7-01
CHECKED	A. JOCHEN	5-8-01

THE INFORMATION AND DESIGN DISCLOSED HEREIN WAS ORIGINATED BY AND IS THE PROPERTY OF CIRCUIT ASSEMBLY CORPORATION. CIRCUIT ASSEMBLY CORPORATION RESERVES ALL PATENT, PROPRIETARY, DESIGN, MANUFACTURING, REPRODUCTION, USE AND SALES RIGHTS THERETO, AND TO ANY ARTICLE DISCLOSED HEREIN EXCEPT TO THE EXTENT RIGHTS ARE EXPRESSLY GRANTED TO OTHERS. THE FOREGOING DOES NOT APPLY TO VENDOR PROPRIETARY RIGHTS.

CIRCUIT ASSEMBLY CORP.
18 THOMAS ST., IRVINE, CALIFORNIA 92618-2777

SOCKET ASSEMBLY REG. HEIGHT, PRESS FIT, 40 & 80 POS., SCA-2

SIZE	CODE IDENT NO.	DRAWING NO.	REV.
C	52072	610271	H

SCALE: 4:1 SHEET 1 OF 1