

### GLOBAL STANDARD TERMINAL PITCH AUTOMOTIVE POWER RELAY

## JS-M RELAYS



RoHS compliant

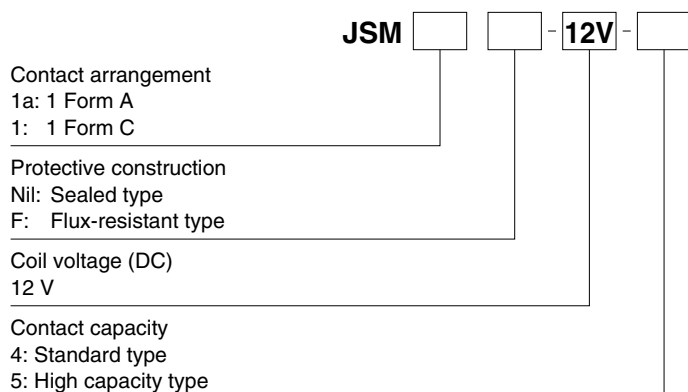
### FEATURES

- Low pick-up voltage for high ambient use
- Sealed construction
- Global standard terminal pitch
- Usable at high temperature: 85°C 185°F

### TYPICAL APPLICATIONS

- Power-window
- Car antenna
- Door lock
- Intermittent wiper
- Interior lighting
- Power seat
- Power sunroof
- Car stereo
- Horn
- Lift gate, etc.

## ORDERING INFORMATION



## TYPES

Contact arrangement	Coil voltage	Standard type		High capacity type	
		Sealed type	Flux-resistant type	Sealed type	Flux-resistant type
		Part No.	Part No.	Part No.	Part No.
1 Form A	12 V DC	JSM1a-12V-4	JSM1aF-12V-4	JSM1a-12V-5	JSM1aF-12V-5
1 Form C	12 V DC	JSM1-12V-4	JSM1F-12V-4	JSM1-12V-5	JSM1F-12V-5

Standard packing; Carton: 100 pcs.; Case: 500 pcs.

## RATING

### 1. Coil data

Nominal coil voltage	Pick-up voltage (at 20°C 68°F) (Initial)	Drop-out voltage (at 20°C 68°F) (Initial)	Nominal operating current [±10%] (at 20°C 68°F)	Coil resistance [±10%] (at 20°C 68°F)	Nominal operating power	Usable voltage range
12V DC	Max. 6.3 V DC	Min. 0.9 V DC	53.3 mA	225Ω	640 mW	10 to 16V DC

Note: Other pick-up voltage types are also available. Please contact us for details.

2. Specifications

Characteristics	Item	Specifications			
		Standard type		High capacity type	
Contact	Arrangement	1 Form A	1 Form C	1 Form A	1 Form C
	Contact resistance (Initial)	Max. 200 mΩ (Measured after operating 5 times, 6V DC 1A)		Max. 100 mΩ (By voltage drop 6V DC 1A)	
	Contact voltage drop	Max. 0.2 V DC (at 10 A 12 VDC)			
	Contact material	Ag alloy (Cadmium free)			
Rating	Nominal switching capacity (resistive load)	10A 16V DC		15A 16V DC	
	Max. carrying current*3	25 A (at 20°C 68°F for 2 minutes), 15 A (at 20°C 68°F for 1 hour), 20 A (at 85°C 185°F for 2 minutes), 10 A (at 85°C 185°F for 1 hour)			
	Max. switching power (resistive load)	160 mW		240 W	
	Max. switching voltage	16V DC			
	Max. switching current	10 A		15 A (Max. 10 A at 85°C 185°F)	
	Min. switching capacity (resistive load)*1	1 A 12 V DC			
Electrical characteristics	Insulation resistance (Initial)	Min. 100 MΩ (at 500V DC)			
	Breakdown voltage (Initial)	Between open contacts	750 Vrms for 1 min. (Detection current: 10mA)		
		Between contacts and coil	1,500 Vrms for 1 min. (Detection current: 10mA)		
	Operate time (at 20°C 68°F)	Max. 10ms (at nominal voltage) (excluding contact bounce time)			
Release time (at 20°C 68°F)	Max. 10ms (at nominal voltage) (excluding contact bounce time, without diode)				
Mechanical characteristics	Shock resistance	Functional	Min. 98 m/s <sup>2</sup> (Half-wave pulse of sine wave: 11ms; detection time: 10μs)		
		Destructive	Min. 980 m/s <sup>2</sup> (Half-wave pulse of sine wave: 6ms)		
	Vibration resistance	Functional	10 Hz to 55 Hz, at double amplitude of 1.6 mm (Detection time: 10μs)		
		Destructive	10 Hz to 55 Hz, at double amplitude of 2.0 mm		
Expected life	Electrical (at nominal switching capacity)	Min. 10 <sup>5</sup> (at 15 cpm)		N.O.: Min. 10 <sup>5</sup> (at 15 cpm), N.C.: Min. 5 × 10 <sup>4</sup> (at 15 cpm)	
	Mechanical	Min. 10 <sup>7</sup> (at 180 cpm)			
Conditions	Conditions for operation, transport and storage*2	Ambient temperature: -40 to +85°C -40 to +185°F, Humidity: 5% R.H. to 85% R.H. (Not freezing and condensing at low temperature)			

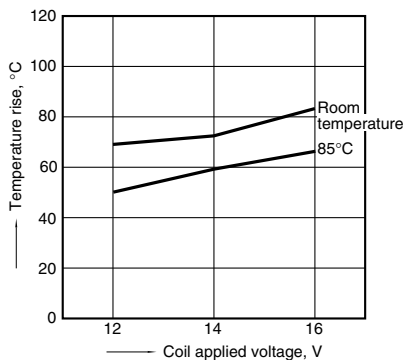
Notes: \*1. This value can change due to the switching frequency, environmental conditions, and desired reliability level, therefore it is recommended to check this with the actual load.

\*2. The upper operation ambient temperature limit is the maximum temperature that can satisfy the coil temperature rise value. Please refer to "Usage ambient condition" in CAUTIONS FOR USE OF AUTOMOTIVE RELAYS.

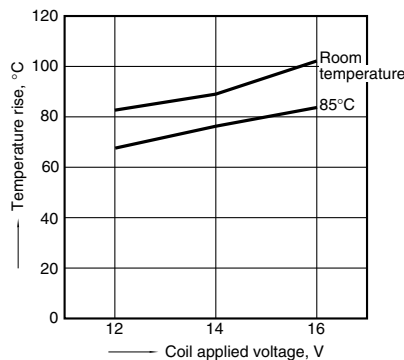
\*3. Depends on connection conditions. Also, this does not guarantee repeated switching. We recommend that you confirm operation under actual conditions.

REFERENCE DATA

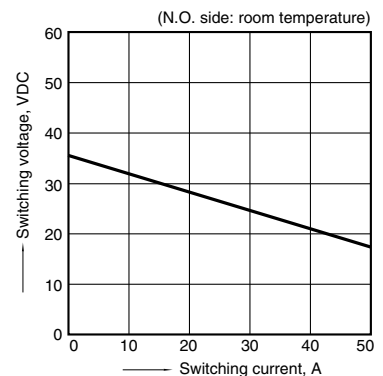
1-(1). Coil temperature rise (10A)  
 Measured portion: Inside the coil  
 Contact carrying current, 10A  
 Ambient temperature: Room temperature, 85°C  
 185°F



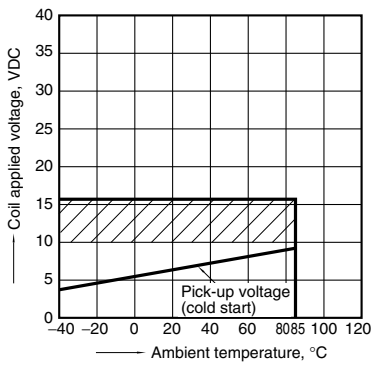
1-(2). Coil temperature rise (15A)  
 Measured portion: Inside the coil  
 Contact carrying current, 15A  
 Ambient temperature: Room temperature, 85°C  
 185°F



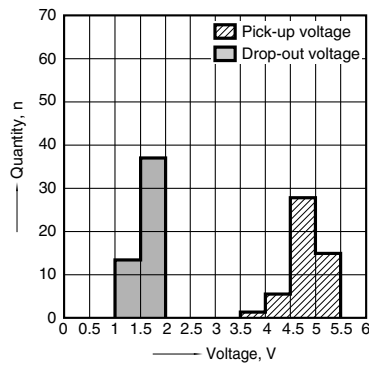
2. Max. switching capability  
 (Resistive load, initial)



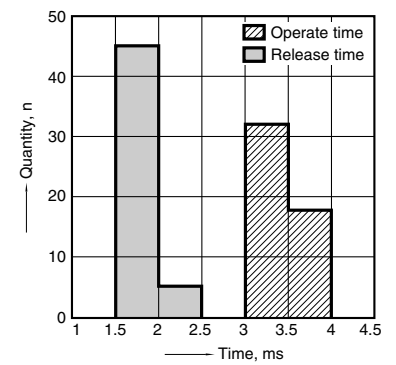
3. Ambient temperature and operating voltage range



4. Distribution of pick-up and drop-out voltage  
Sample: JSM1-12V-5, 50pcs.



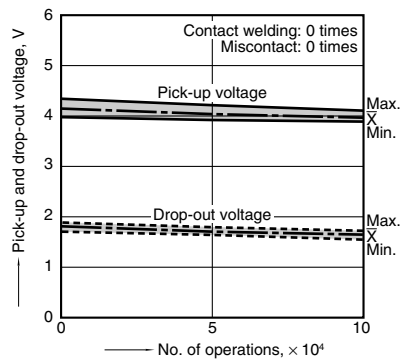
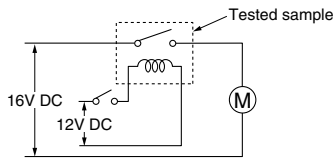
5. Distribution of operate and release time  
Sample: JSM1-12V-5, 50pcs.  
Coil both side without diode



6-(1). Electrical life test (Motor load)

Sample: JSM1-12V-5, 3pcs.  
Load: 50A (Inrush), 10A 16V DC (Steady)  
Switching frequency: (ON : OFF = 1s : 9s)

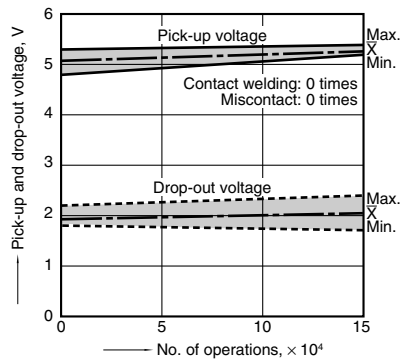
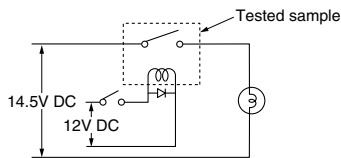
Circuit :



6-(2). Electrical life test (Lamp load)

Sample: JSM1a-12V-5, 4pcs.  
Load: 55.2A (Inrush), 9.6A 14.5V DC (Steady)  
Switching frequency: (ON : OFF = 1s : 3s)

Circuit :



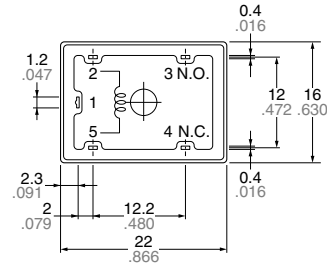
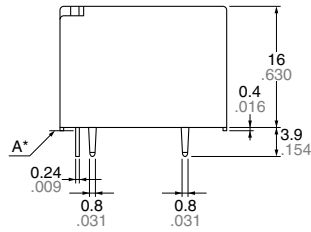
**DIMENSIONS** (mm inch)

The CAD data of the products with a **CAD Data** mark can be downloaded from: <http://industrial.panasonic.com/ac/e/>

**CAD Data**

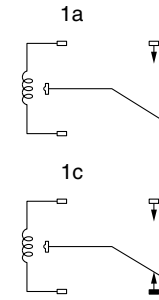


**External dimensions**

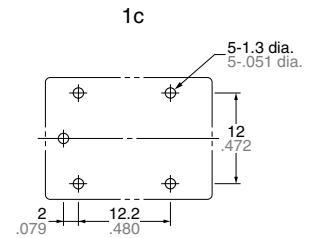
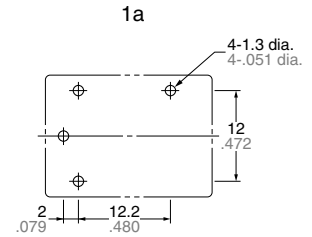


<b>Dimension:</b>	<b>General tolerance</b>
Max. 1mm .039 inch:	$\pm 0.1 \pm 0.04$
1 to 3mm .039 to .118 inch:	$\pm 0.2 \pm 0.08$
Min. 3mm .118 inch:	$\pm 0.3 \pm 0.12$

**Schematic (Bottom view)**



**PC board pattern (Bottom view)**



Tolerance:  $\pm 0.1 \pm 0.04$

\* Dimensions (thickness and width) of terminal specified in this catalog is measured before pre-soldering. Intervals between terminals is measured at A surface level.

**For Cautions for Use, see Relay Technical Information.**

---

Please contact .....

**Panasonic Corporation**

Electromechanical Control Business Division

■ 1006, Oaza Kadoma, Kadoma-shi, Osaka 571-8506, Japan  
[industrial.panasonic.com/ac/e/](http://industrial.panasonic.com/ac/e/)

**Panasonic**<sup>®</sup>

©Panasonic Corporation 2017

ASCTB236E 201703-T

Specifications are subject to change without notice.