SYMBOL DEFINITION		MISSING SYMBOLS	DWG STATUS			ZONE	REVISION HISTORY	AUTH	DR	CK	APVD
A DIMENSION WITHOUT AN INSPECTION REPORT SYMBOL (▲) DOES NOT REQUIRE INSPECTION. IT MAY BE CONTROLLED ON THE INDIVIDUAL COMPONENT DRAWING.	TOTAL NO OF INSPECTIONS REQUIRED 23	NO MISSING SYMBOL NUMBER	STS	REV	NOP						
			15MR2	R	FI	-	REDRAWN TO PD/TQD, REVISED MAT'L SPEC	20SEP93	MR	MR	JC
	LAST NO. USED 22										

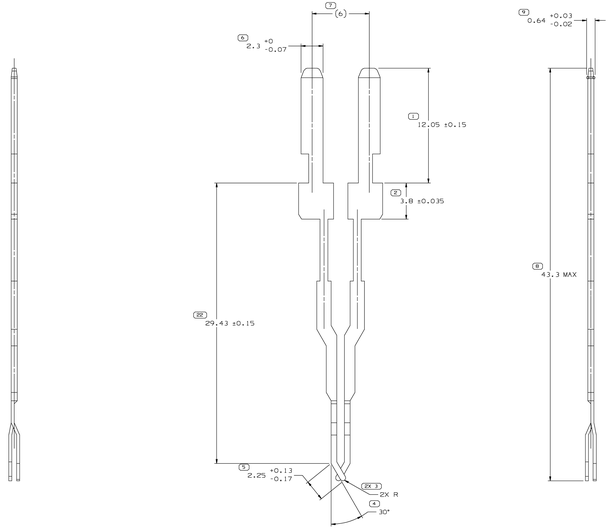

TERMINAL ARRANGEMENT
SCALE 8:1
MATERIAL SPEC: ANNEALED 430 STAINLESS STEEL

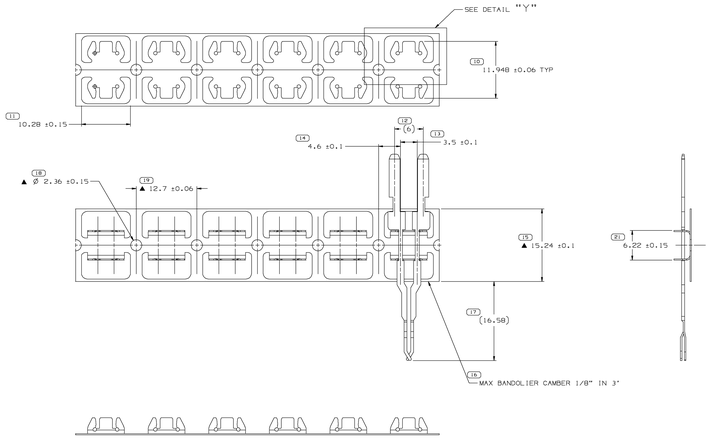

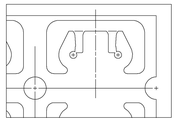

DETAIL "Y"
SCALE 8:1

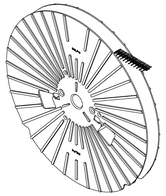

VIEW SCALE DOES NOT REFLECT ACTUAL PART SIZE

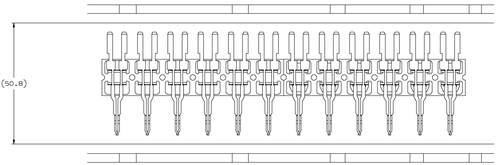

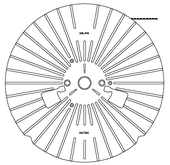

BANDOLIER REEL VIEW

NOTES:

1. UNLESS OTHERWISE SPECIFIED AND/OR INDICATED: DIMENSIONS ARE TO FACE OF VIEW SHOWN AND AUTOMATICALLY ROUNDED BY COMPUTER FOR INSPECTION. ALL DIMENSIONS ARE TO BE MEASURED AT 23°C FOR ALL OTHER DIMENSIONS NOT SHOWN BUT REQUIRED FOR TOOL BUILD, SEE MATH MODEL FOR PRECISE TOOL PATH DATA. ALL RADII 0.15

2. PLATE AS FOLLOWS, AFTER TERMINAL IS FORMED: UNDER PLATING: NICKEL STRIKE FOLLOWED BY NICKEL PLATE 30-150 MICROINCHES THICK. TOP PLATING: BRIGHT TIN 100-300 MICROINCHES THICK.

3. TOOLING TO BE DESIGNED TO ALLOW ADJUSTMENT OF OFFSET DIMENSION.

4. THIS PART IS CONTROLLED FOR AUTOMATIC FEEDING AS DENOTED ON DRAWING WITH ▲.

5. RETENTION OF TERMINAL TO BANDOLIER MUST BE FROM 1 TO 12 LBS PER TERMINAL WHEN TERMINAL IS STIMULTANEOUSLY PUSHED INTO AN TERMINAL STRIPS WITHOUT CAUSING PERMANENT BOW OR OTHER DEFORMATION TO THE TERMINAL OR BANDOLIER.

6. TERMINAL CROSSOVER SHALL BE CAPABLE OF RETAINING A 0.030" THICK 1 GRAM MASS AT 260°C. CONTACT DELPHI PACKARD OR THERMISTOR SUPPLIER FOR MORE DETAILS.

DELPHI Automotive Systems

MATERIAL SPEC
SEE DRAWING

SUBSTANCES OF CONCERN AND RECYCLED CONTENT PER DELPHI-A (D94900)

PART DRAWING

DISTR CODE: D

CODE NUMBER	DWG DATE	SCALE
(UG)	14JUN96	4:1
QC SPEC	STYLE	VOLUME cm³

PART GEOMETRY: 3D SOLID

UG

CHANGE RESTRICTED
NO MANUAL CHANGES

COPY OF MATH DATA
DO NOT SCALE

METRIC
UNLESS OTHERWISE SPECIFIED: DIMENSIONS ARE IN MILLIMETERS

UNLESS OTHERWISE SPECIFIED:
THIS DOCUMENT IS IN ACCORDANCE WITH ASME Y14.5M - 1994 AS AMENDED BY THE RM GLOBAL DIMENSIONING AND TOLERANCING ADDENDUM - 1997. ALL GEOMETRIC TOLERANCES AND RELATED DATUMS APPLY RFS. RULE #1 (PERFECT FORM AT MMC) IS ASSUMED FOR ALL FEATURES OF SIZE. ANGULARITY IS ESTABLISHED BY ORIENTATION OR LOCATION TOLERANCES. SEPARATE POSITION CALLOUTS MAY BE BASED SEPARATELY REGARDLESS OF DATUM REFERENCES.

REFERENCE	DR	DATE
	KP051 J. VILLAMIL	14JUN96
	KP028 J. VAZQUEZ S	22JUN96
	KP037 M. BOEHM	22JUN96
	KP024	
	KP025	

PROCESS SENSITIVE DIMENSION

DIMENSION ENCLOSED IN A PROCESS INTEGRITY CONTROL (PIC) OR TOLERANCE ENVELOPE MUST BE CONTROLLED BY CHARTS OR SPC

DIMENSIONAL RANGE (IN)	CHART SPECIFICATION
FROM TO	
> 12	

TOLERANCE	UNLESS OTHERWISE SPECIFIED
LINEAR	±0.25
ANGULAR TOLERANCE	±1°

THIRD ANGLE PROJECTION

DRAWING NAME: TERM M 090 BANDOLIER

FRAME NUMBER	SHEET NUMBER	DRAWING NUMBER	DWG STATUS STS	REV	NOP	SIZE
1 of 2	1 of 1	15305144	R	FI	-	R

FRAME NUMBER	SHEET NUMBER	DRAWING NUMBER	DWG STATUS STS	REV	NOP
2 of 2	1 of 1	15305144	R	FI	-

DELPHI PACKARD ELECTRIC SYSTEMS
WARREN, OHIO 44486

12302144

12302144