

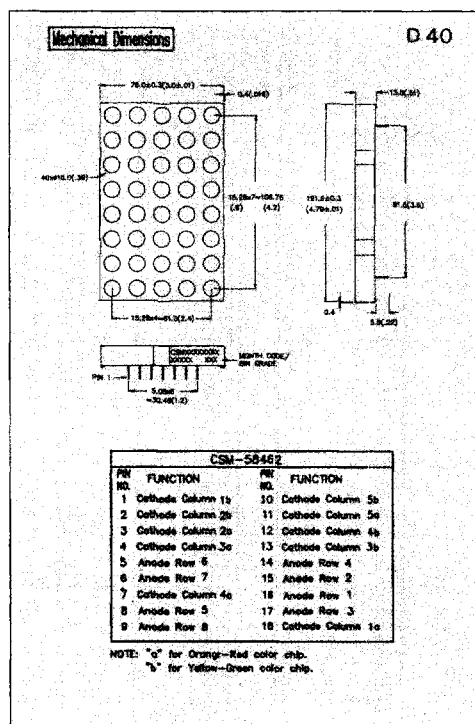
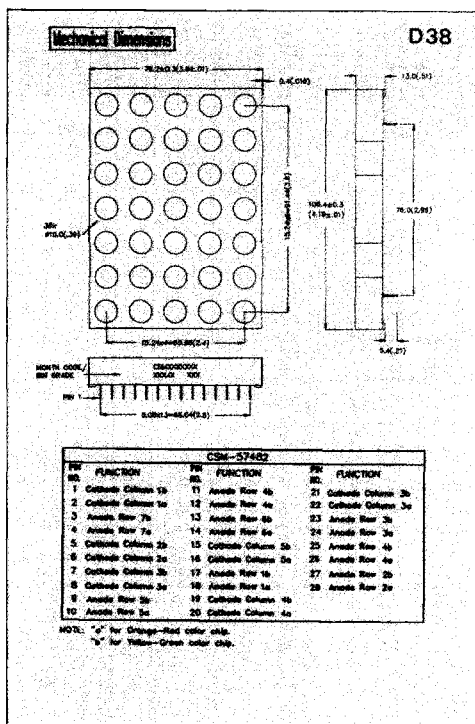
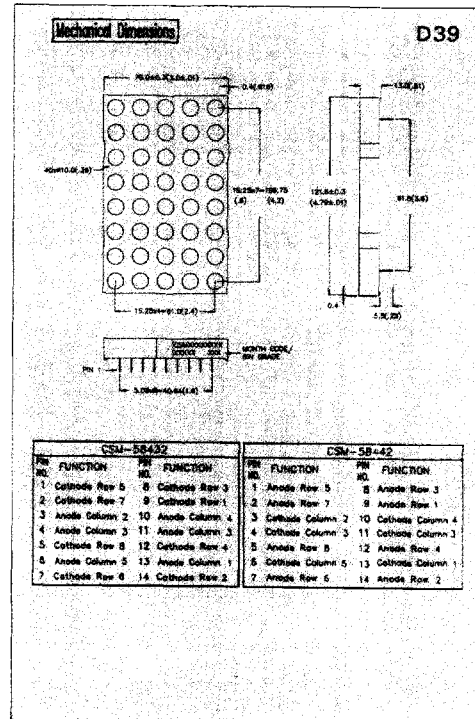
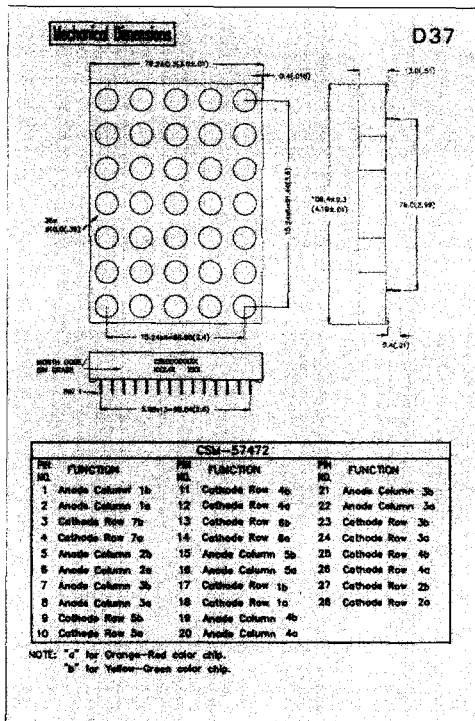


Device Package Outline	Matrix Height mm (inch)	Dot Pitch mm	Dot Diameter	Polarity	Super-bright Red (D)	Orange (E)/ Amber (A)	Yellow (Y)/ Super Bright Yellow (T)	Green (G)/ Bright Green (F)	Device Package Drawing
					$\lambda_p = 660 \text{ nm}$	$\lambda_p = 635/610 \text{ nm}$	$\lambda_p = 590/585 \text{ nm}$	$\lambda = 570/570 \text{ nm}$	
	101.4	$\phi 10.0$	15.24	A	CSM-57472EG-11				D37
	(4.0)			C	CSM-57482EG-11				D38
	116.8	$\phi 10.0$	15.25	A	CSM-58432D-11	CSM-58432E-11	CSM-58432Y-11	CSM-58432G-11	D39
						CSM-58432A-11	CSM-58432T-11	CSM-58432F-11	
	(4.6)		C	CSM-58442D-11		CSM-58442E-11	CSM-58442Y-11	CSM-58442G-11	
						CSM-58442A-11	CSM-58442T-11	CSM-58442F-11	
			C	CSM-58462EG-11				D40	



NOTE: 1. All dimensions are in millimeters (inches).
2. Tolerance is $\pm 0.25\text{mm} (0.010")$ unless otherwise noted.