



1N4148WS

SURFACE MOUNT SWITCHING DIODES

Voltage

100 V

Power

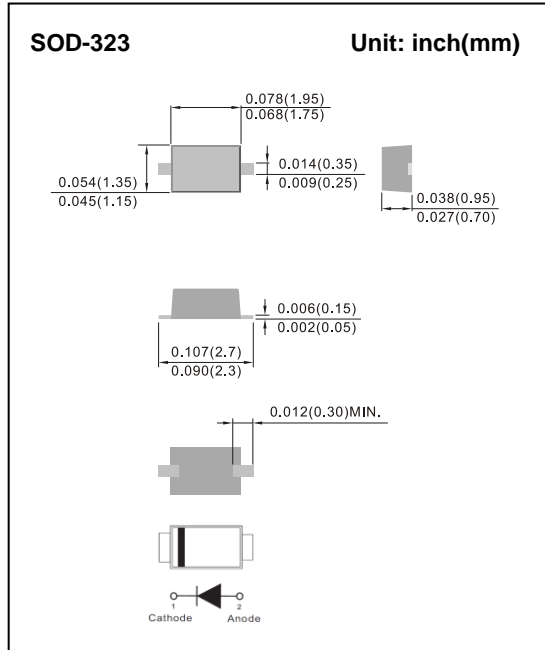
250mW

Features

- Fast switching speed.
- Surface mount package Ideally Suited for Automatic insertion
- Electrically Identical to Standard JEDEC
- High Conductance
- Lead free in compliance with EU RoHS 2.0
- Green molding compound as per IEC 61249 standard

Mechanical Data

- Case: SOD-323, plastic
- Terminals: Solder plated, solderable per MIL-STD-750, Method 2026
- Polarity: Color band denotes cathode end
- Approx. Weight: 0.00014 ounces, 0.0041 grams



Maximum Ratings ($T_A=25^\circ\text{C}$ unless otherwise noted)

PARAMETER	SYMBOL	VALUE	UNIT
Marking code	-	A2	-
Reverse voltage	V_R	75	V
Maximum dc blocking voltage	V_{DC}	75	V
Peak reverse voltage	V_{RM}	100	V
RMS voltage	V_{RMS}	50	V
Maximum average forward current at $T_A=25^\circ\text{C}$	$I_{F(AV)}$	200	mA
Peak forward surge current	I_{FSM}	0.001ms	4
		10ms	1.5
		1s	0.5
Power dissipation derate above 25°C	P_D	250	mW
Maximum forward voltage	V_F	0.715@1mA	V
		0.855@10mA	
		1@50mA	
		1.25@150mA	
Maximum dc reverse current at rated dc blocking voltage	I_R	0.025@20V	μA
		2.5@75V	
Junction capacitance Measured at 1MHz and applied $V_R=0\text{V}$	C_J	1.5	pF
Maximum reverse recovery time	(Note 3) T_{RR}	4	ns
Typical thermal resistance	(Note 1) $R_{\theta JA}$	500	$^\circ\text{C/W}$
	(Note 2) $R_{\theta JA}$	650	
	(Note 4) $R_{\theta JC}$	280	
	(Note 4) $R_{\theta JL}$	400	
Operating and storage temperature range	T_J, T_{STG}	-55 to +150	$^\circ\text{C}$

Note : 1. Mounted on a FR4, single-sided copper, with 50 x 15mm PCB.

2. Mounted on a FR4, single-sided copper, with mini pad.

3. From $I_F=10\text{mA}$ to $I_R=1\text{mA}$, $V_R=6\text{Volts}$, $R_L=100\Omega$.

4. Mounted on a FR-4 PCB, single-sided copper, mini pad, with 100cm^2 copper pad area.



1N4148WS

TYPICAL CHARACTERISTIC CURVES

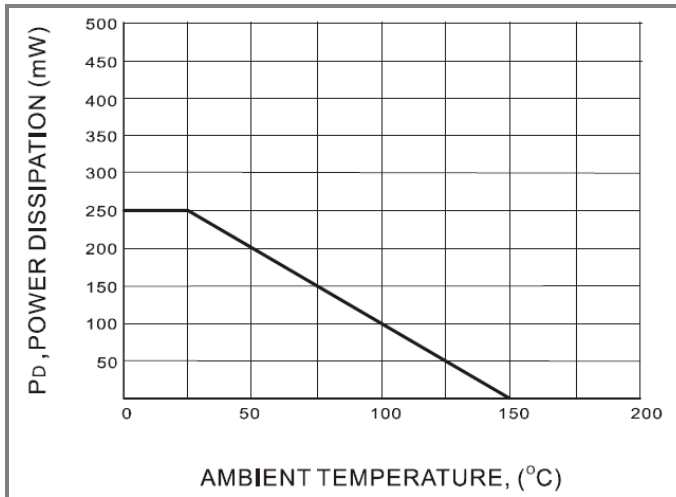


Fig.1 Power Derating Curve

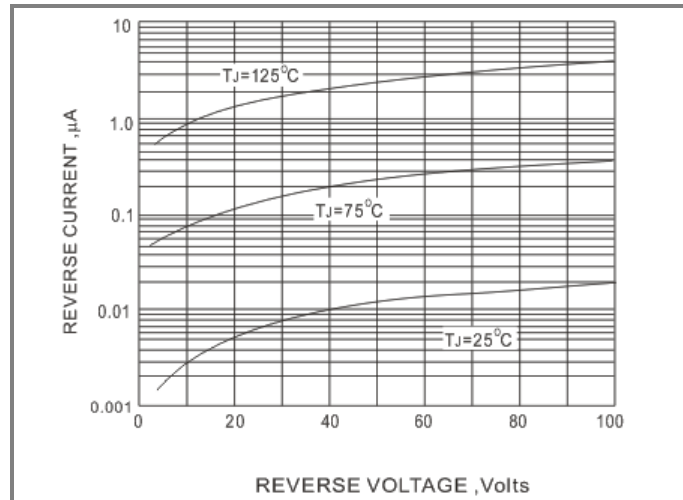


Fig.2 Typical Reverse Characteristics

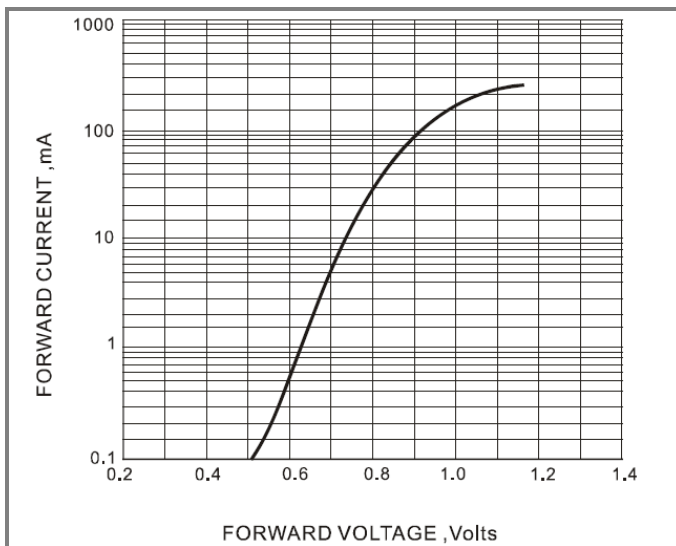


Fig.3 Typical Forward Characteristics

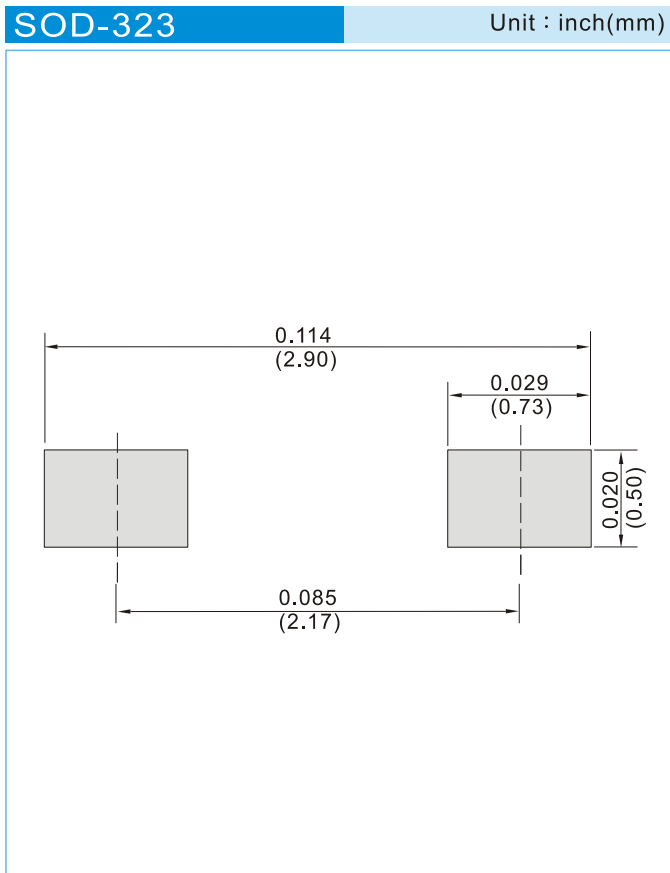


1N4148WS

Part No Packing Code Version

Part No Packing Code	Package Type	Packing Type	Marking	Version
1N4148WS_R1_00001	SOD-323	5K pcs / 7" reel	A2	Halogen free
1N4148WS_R2_00001	SOD-323	12K pcs / 13" reel	A2	Halogen free

Mounting Pad Layout





1N4148WS

Disclaimer

- Reproducing and modifying information of the document is prohibited without permission from Panjit International Inc..
- Panjit International Inc. reserves the rights to make changes of the content herein the document anytime without notification. Please refer to our website for the latest document.
- Panjit International Inc. disclaims any and all liability arising out of the application or use of any product including damages incidentally and consequentially occurred.
- Panjit International Inc. does not assume any and all implied warranties, including warranties of fitness for particular purpose, non-infringement and merchantability.
- Applications shown on the herein document are examples of standard use and operation. Customers are responsible in comprehending the suitable use in particular applications. Panjit International Inc. makes no representation or warranty that such applications will be suitable for the specified use without further testing or modification.
- The products shown herein are not designed and authorized for equipments requiring high level of reliability or relating to human life and for any applications concerning life-saving or life-sustaining, such as medical instruments, transportation equipment, aerospace machinery et cetera. Customers using or selling these products for use in such applications do so at their own risk and agree to fully indemnify Panjit International Inc. for any damages resulting from such improper use or sale.
- Since Panjit uses lot number as the tracking base, please provide the lot number for tracking when complaining.

Mouser Electronics

Authorized Distributor

Click to View Pricing, Inventory, Delivery & Lifecycle Information:

[Panjit:](#)

[1N4148WS_R1_10001](#) [1N4148WS_R2_00001](#) [1N4148WS_R2_10001](#) [1N4148WS_R1_00001](#)